



2020 ANNUAL REPORT



City of Prince George

2020 Annual Report for the year ending December 31, 2020

The Annual Report is prepared by the External Relations and Finance Departments of the City of Prince George, in cooperation with other City departments and the City's two controlled entities: the Prince George Public Library and Tourism Prince George.

The annual report is compiled in accordance with Sections 98 and 99 of the Community Charter.

Prince George, British Columbia, Canada



A view of Cottonwood Island Nature Park along the Nechako River

TABLE OF CONTENTS

Message from the Mayor	4
Message from the Acting City Manager	5
Organizational Structure	6
Strategic Framework	7
Social Health and Well-Being	8
Environmental Leadership and Climate Action11
Economic Growth and Development17
City Government and Infrastructure20
Our Infrastructure Story22
Financial Information23
Report from the Financial Officer24
Consolidated Financial Statements28
Supplementary Financial Information43
Tax Exemptions53
Revitalization Tax Exemptions54
Permissive Tax Exemptions58

Cover photos: 2020 marked the 60th birthday of the community's most popular symbol, Mr. PG. It was an extremely active year for Mr. PG as he became a symbol of the community's resilience during the COVID-19 pandemic. He was the first to literally "fly the flag" in support of the Hearts of PG movement and also wore a scarf hand-knitted by local seniors to raise awareness and funds in support of residents who are less fortunate.

The photo featuring Mr. PG with the star trails was captured by award-winning local photographer, Kristopher Foot, who stitched together 250 individual photos to make this spectacular image.

MESSAGE FROM THE MAYOR



It's hard to talk about 2020 without talking about the COVID-19 pandemic. And it's hard to talk about the COVID-19 pandemic without talking about the day the 2020 World Women's Curling Championship was cancelled. The day before the event was to begin, I joined officials from Curling Canada and the World Curling Federation to announce the cancellation during a local news conference. It was the one and only time the media platform constructed for the event was used.

The cancellation of this event really impressed upon me that we were into something serious. One day earlier, the World Health Organization declared a global pandemic and within the next few days, many of our civic facilities closed. This Annual Report documents many of the impacts the pandemic has had on our City's operations, with significant reductions, for example, in visits to arenas, pools, and programs. At the same time, however, the pandemic strengthened the City's partnerships and relationships and emphasized how important it is that different levels of government, diverse organizations, and individual residents all work together.

My message in last year's annual report predicted that 2020 would be a year that the community came together, looked out for one another, and put the health and safety of community members above all else. When I read that message today, I immediately think of the City staff who stepped up, and continue to step up, to keep our City running and keep our facilities clean and safe. I think of the essential workers – from our frontline City staff, to the workers in places as diverse as hospitals and grocery stores – who provide services that keep people healthy and safe. I think of the volunteers who give selflessly to improve the lives of our residents.

There's no question, the pandemic has been difficult in ways that we could never have imagined, but it has also inspired people to come together to keep moving our community forward.

As a group, Council is also as committed as ever to keep driving Prince George forward. Our priorities are clearly laid out in this annual report, which is organized according to themes that were first identified in the myPG plan for Prince George that was created more than a decade ago.

These themes are:

- Social health and well-being
- Economic growth and diversification
- Environmental leadership and climate action
- Local government and infrastructure

Advancing Prince George requires diligence about improvement in each of these areas. It's simply not acceptable to focus on one at the expense of the others. For example, I'm so excited to see the high levels of activity in the local construction market, with investment at levels not seen in decades. But what would be the benefit if those working in that sector had no playgrounds for their children or if the infrastructure servicing the new buildings was broken? Council takes a balanced approach to these themes for the benefit of the whole community. Our focus on balance extends to the balance sheet, and we remain committed to working with Administration to deliver high-quality services and infrastructure that residents can afford.

Looking ahead to 2021, I believe the national census will document a city that's growing and becoming more resilient, diverse, skilled, creative, and progressive. We'll see continued economic growth, the addition of more affordable housing units, greater use of our amazing outdoor recreation venues such as parks and trails, action on reducing our greenhouse gas emissions, increased social supports in the downtown and throughout our community in collaboration with other organizations and governments, and hopefully – HOPEFULLY – the end of restrictions on gatherings. Like you, I've missed the events and opportunities to get together with family and friends. Those are some of the best parts of living in Prince George. But how lucky we are to live here, with fantastic access to nature, jobs, health and education infrastructure, and an enviable standard of living.

On behalf of Council, thank you to the City staff who work hard, every day, in the service of our community.

Thank you for reading our 2020 Annual Report.

Mayor [Lyn Hall](#)



Photo taken in 2018. Members from left to right:

Councillor [Brian Skakun](#), Councillor [Cori Ramsay](#), Councillor [Terri McConnachie](#), Councillor [Kyle Sampson](#), Mayor [Lyn Hall](#), Councillor [Garth Frizzell](#), Councillor [Frank Everitt](#), Councillor [Murry Krause](#), Councillor [Susan Scott](#)

MESSAGE FROM THE ACTING CITY MANAGER



It is no exaggeration to say that 2020 was one of the most challenging years in the history of the City of Prince George. The COVID-19 pandemic had significant effects on the City's capacity to provide services, operate facilities, and maintain staffing levels. The pandemic has presented so many profound challenges for our staff and residents alike.

Firstly, my heartfelt thanks to staff who endured much through a rapidly changing period unlike anything we have ever seen. The City, along with other governments and organizations, had to adapt, sometimes daily, to circumstances beyond our control and to make previously unimaginable decisions to allow the City to function. This included closing facilities and restructuring operations that together affected about 175 employees. Some people were deployed into other units that needed the extra help, and some returned to work when services resumed and facilities re-opened. Others, unfortunately, lost their jobs.

In spite of it all, City staff went "above and beyond" in difficult conditions such as when face-to-face interactions were no longer possible. From streaming Council meetings that were physically closed to the public to providing ways to pay taxes remotely, we often relied on digital platforms to serve residents. Confronted with the cancellation of the popular active living markets, we implemented a recreation e-newsletter that provided information – and direct links to community organizations – that residents could access anywhere, anytime, on any device.

In response to feedback from residents, the City also implemented service enhancements, approved by Council, aimed at increasing health, well-being, and safety in the community, with a particular emphasis on the downtown area. These included increased police, bylaw, and security service staff dedicated to the downtown and the creation of downtown homeless service hubs that provided access to storage and washrooms.

The City also made significant gains in its on-going efforts to replace, repair, and improve the City's aging infrastructure, including:

- The expansion of the Mausoleum at Memorial Park Cemetery, which opened earlier this year.
- A modern new aquatics facility, now under construction, which promises to be a showpiece for the downtown and provide enhanced and accessible aquatic services for residents.
- Expansion of the Downtown Renewable Energy System to the new parkade and new pool.
- An attractive, modern, and accessible new entrance to the Prince George Public Library.

While COVID certainly posed financial challenges, the City is benefiting greatly from the support of other governments. Investments announced in 2020 included \$10 million in funding support from the Federal and Provincial Governments for the new downtown pool, \$6.3 million to help repair the aging walls, roof, and various mechanical systems at the Aquatic Centre, and \$6.1 million in funding from the Government of BC's Safe Restart for Local Governments program. This funding was later used by Council to ensure residents will not see a property tax increase in 2021.

The Province of BC is also supporting the City in the creation of new child care spaces. They will be located at a brand new child care facility to be called the YMCA Park House Care and Early Learning Centre, which is being constructed downtown and will be operated by the YMCA.

Like everyone, staff are looking forward to getting back to normal, whatever that will mean. Certainly, it feels early to talk about a "post" COVID period, but whatever happens, staff are guided by a dedication to our community, a commitment to service, and a resolve that Prince George "tomorrow" will be a little better than Prince George "today" – pandemic or not. Ultimately, this is the purpose of the annual report: to highlight our successes and achievements, present clear plans for the future, and provide a statistical and financial overview of our operations in a way that is accessible to the whole community. I hope you find this annual report to be interesting, informative, and even a little inspiring. We're lucky to live in such a great community.

I'd like to again express my sincere gratitude to all of the City staff who continue to work so hard with excellence and professionalism to keep the City operating throughout this extraordinary time.

Walter Babicz,
Acting City Manager

ORGANIZATIONAL STRUCTURE



STRATEGIC FRAMEWORK

Over the last decade, planning at the City of Prince George has been based on an integrated community sustainability plan. Known as myPG, this plan was completed in 2010 after significant public input. It was incorporated into a strategic framework the following year.

Vision

The myPG plan for a sustainable and prosperous Prince George created a vision for Prince George in 2040:

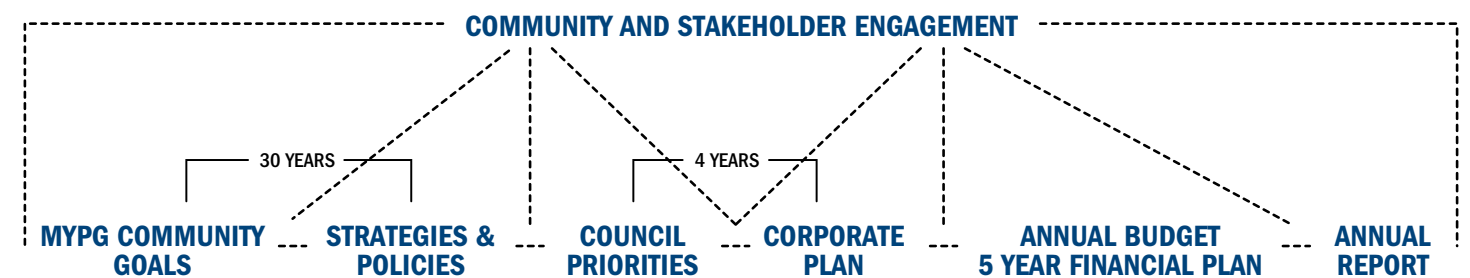
“As BC’s northern capital, Prince George is a model for sustainable Canadian cities. The local environment is healthy, supporting a robust economy and enviable quality of life for residents. Everyone has housing they can afford, good food on the table, and a strong, supportive network of friends and co-workers. Built on regional assets, the economy is strong and stable. A vibrant downtown, great community, affordable lifestyle, and spectacular natural setting are Prince George’s greatest strengths.”

Organization

Building on this vision, myPG was organized around four pillars: social development, the environment, economic development, and City government. The City has retained these pillars but refined the titles as follows:

- Social Health and Well-Being
- Environmental Leadership and Climate Action
- Economic Growth and Development
- City Government and Infrastructure

The annual report explores each of these pillars and highlights the Council focus areas, priorities, recent actions, and measures associated with each of them.



SOCIAL HEALTH AND WELL-BEING

myPG Goals

- Affordable, accessible housing
- Clear identity and pride
- Cultural richness
- Equity and inclusion
- Health and wellness
- Safe environment
- Supportive and engaged community

Council Focus Areas

- Support and promote initiatives that facilitate healthy and active living
- Collaborate with local organizations and partners to enhance quality of life, cultural vitality, local heritage, and inter-cultural understanding
- Celebrate community successes in order to foster community pride
- Make Prince George accessible and enjoyable for everyone, regardless of their age or ability
- Enhance safety and security throughout Prince George with a focus on downtown
- Support initiatives that provide access to safe housing, healthy food, and community services

2021 Workplan Priorities

- Support Northern Health in the delivery of a public COVID-19 vaccination program at the Prince George Conference and Civic Centre.
- Prepare re-opening plans for civic facilities that have been closed as a result of COVID-19. In addition, resurrect the City's capacity to host concerts and other entertainment, in line with the possible elimination of pandemic-related restrictions on gatherings.
- Undertake a housing needs study that will document existing housing, predict future needs, and identify gaps in supply.
- Collaborate with BC Housing and Northern Health to initiate construction of an integrated housing and health care facility on First Avenue.
- Continue to implement, and monitor related progress of, recommendations provided by the Select Committee on a Safe, Clean and Inclusive Community. These include the establishment of a downtown Community Safety Hub and the addition of four Bylaw Enforcement Officers to be based at the Community Safety Hub.
- Build off of the downtown arts strategy to seek government funding for a downtown arts hub that will enable the move of the Community Arts Council and its programming to 1310 – 3rd Avenue.
- Initiate an Arena Needs Assessment to inform planning for the continued access to ice for recreation.
- Complete Ron Brent Park with amenities conducive to seniors' health and well-being.
- Enhance accessibility by improving trails at Ferguson Lake, Wilson Park, Ginter's Meadow, and Forests for the World. Install accessible washrooms at Wilson Park and Forests for the World.
- Create Fraser River Benchland Park with a playground, benches, and picnic table.
- Pending grant approval, facilitate implementation of the Strengthening Community's Program Grant activities to support the unsheltered homeless population and address associated community impacts.
- Facilitate implementation of recommendations provided by the Select Committee on Poverty Reduction.
- Oversee completion of approved child care developments funded by Government, including the new facility being built downtown that will be operated by the YMCA.
- Bring a report to Council recommending an update to the City's delivery of recreation services.
- Continue reconciliation initiatives aligned with the City's Reconciliation Framework; opportunities include a Community Service Hub at Nus Deh Yoh School funded by external grants.
- Implement actions in the Transit Future Plan to support equitable, safe, and healthy community through access to transit.



2020 Accomplishments

CLOSURES AND OPENINGS

The start of the COVID-19 pandemic resulted in the closure of multiple City recreation facilities, such as the pools, arenas, playgrounds, and Civic Centre. By the late summer, some re-openings were occurring and indoor walking was provided at CN Centre, but other facilities remained closed for all of 2020 and beyond. In order to enhance hygiene for downtown residents who were affected by facility closures, the City provided public access to washrooms in Canada Games Plaza from April to November. This was accomplished with help from Canada's Reaching Home funding stream and the Canadian Medical Association Foundation. The POUNDS Project Society provided staff to manage washroom access, clean and sanitize the facilities, and offer referral services.

SOCIAL INFRASTRUCTURE UPDATES

Four critical projects related to recreation, safety, and access had milestones in 2020:

- A new entrance to the Bob Harkins Branch of the Public Library opened in December, providing improved access to parking, the upper floors of the Library, and Canada Games Plaza.
- Construction began for the new downtown pool, which will replace the Four Seasons.
- Construction also began on the expansion of the mausoleum in Memorial Park Cemetery. The current facility has had a waiting list since 2014.
- Construction wrapped up for the new Fire Hall #1, which increases by 50% the area that is reached within an 8-minute response time, compared to the old Fire Hall #1.

And funding for additional projects was announced. These include a new downtown daycare that will provide 85 new child care spaces in the City core, and repairs to the walls and roof of the Prince George Aquatic Centre.

SELECT COMMITTEE ON A SAFE, HEALTHY, AND INCLUSIVE COMMUNITY

In January, City Council appointed 14 people/organizations to the new Select Committee on a Clean, Safe, and Inclusive Community, which has been chaired by the Mayor. The Committee's role is to advise Council on priorities to address social issues throughout Prince George, with a focus on the

downtown. The Committee developed recommendations aimed at increasing coordination among service providers, business, and governments – these included a downtown public safety office and coordinated advocacy.

RECREATION INFORMATION & PROGRAM DELIVERY

The pandemic forced the cancellation of many programs and events last year, including the spring and fall Active Living Markets. These developments prompted the City to explore alternatives to providing information to local residents.

The City launched a Community Recreation e-Newsletter in September 2020 as a replacement for the Active Living Guide. The newsletter features listings of seasonal recreation opportunities for people of all ages and is delivered by email – free of charge – to subscribers four times a year. The City website's Community Recreation Directory and Recreation and Activities pages were also updated to make it easier for visitors to find information on programs and events, integrated with online program registration.

HEARTS OF PG

Shortly after the start of the COVID-19 pandemic, a social movement began in Prince George. Hearts started appearing everywhere: on windows, in businesses, and even at Mr. PG. Prince George's favourite citizen held his heart flag high as a symbol of love and support for everyone affected by the pandemic.

NEW PARK IN THE GATEWAY

Construction started to improve and enhance a park in the City's Gateway area with many amenities for seniors. The Ron Brent Park redevelopment will include accessible paved trails with lighting, horseshoe pits, seniors' fitness equipment, and a large garden.

GAINING PUBLIC INPUT

The City hosted a variety of public engagement opportunities in 2020, designed to gather feedback on topics related to recreation and well-being, poverty-reduction, and even use/access of the Pidherny recreation area. The survey about budget priorities (see page 21) also highlighted public interest in recreation, public safety, mental health and homelessness, and the significant growth in use of parks and trails during the pandemic.



The official opening of the new entrance to the Bob Harkins Branch of the Prince George Public Library.



Mayor Hall speaks at the groundbreaking ceremony for the new downtown pool.



Representatives of POUNDS helped to manage public access to washroom facilities in Canada Games Plaza.

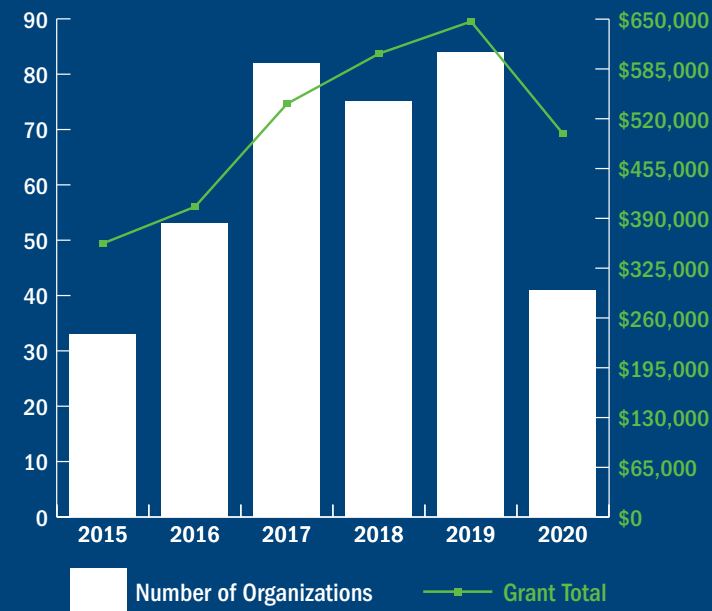


Mr. PG holding the Pride Flag

Community Arenas
310,330
 estimated users/visits in 2020

Supporting Community Groups

Community Grants



Operational grants to organizations were unchanged in 2020; funding was only reduced for programs/ events that could not run during the pandemic. The City provides financial support through multiple funding programs: the myPG community grant, the community enhancement grant, the Celebrate Prince George grant program for events, MeetingsPG to support conferences, and SportPG for hosting tournaments.

Prince George Public Library

The Prince George Public Library has two branches: the Bob Harkins Branch downtown and the Nechako Branch on the Hart Highway.

Library Card Holders
62,879

Items loaned in 2020
443,292

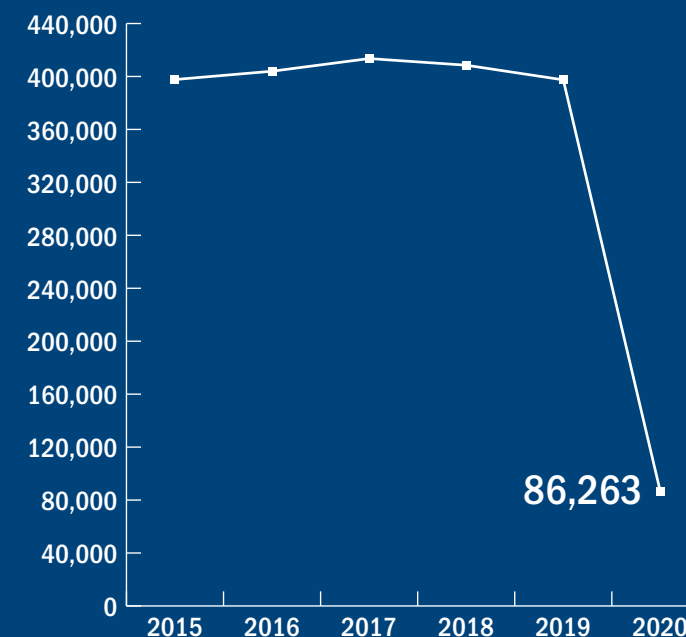
Library Visits in 2020
131,291

Website Visits in 2020
271,550

Program participants
9,006 people
 including 4,383 online

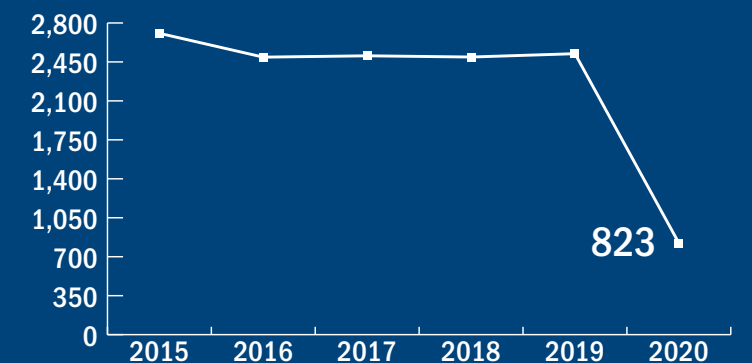
Encouraging and Enabling Physical Activity

Visits to the Aquatic Centre and Four Seasons Pool



Participation in the Leisure Access Program

The goal of the Leisure Access Program is to improve quality of life and decrease the level of inactivity for low-income households, through access to publicly funded leisure services. The City receives applications from clients and referral agencies.



In 2020, local residents in the Leisure Access Program visited Prince George's pools 1,903 times.

ENVIRONMENTAL LEADERSHIP AND CLIMATE ACTION

myPG Goals

- Clean air
- Clean water
- Green city, green practices
- Green energy
- Reduce carbon emissions and adapt to climate change
- Reduce waste

Council Focus Areas

- Pursue operations and activities that conserve water and energy, improve air quality, enhance the urban forest and green spaces, reduce waste, and consider environmental sustainability
- Monitor and work to decrease greenhouse gas emissions from City operations and from the community as a whole
- Incorporate adaptation to climate change in relevant operations
- Enhance and integrate various transportation options, including transit, cycle routes, sidewalks, and trails
- Protect and enhance public access to, and enjoyment of, riverfront areas

2021 Workplan Priorities

- Complete a Climate Forward Implementation Strategy that incorporates climate change mitigation and adaptation objectives into a single action plan for 2021-2025.
- Complete an inventory of natural assets (such as aquifers, forests, and watersheds) within the City that provide vital services that would otherwise need to be engineered and constructed.
- Complete an Integrated Stormwater Management Plan that enhances the City's ability to manage rainfall and snowmelt in order to prevent flooding and erosion, and protect natural ecosystems.
- Install electric vehicle charging stations at City properties as part of the Charge North consortium involving the Community Energy Association and municipalities and regional districts across Northern BC.
- Establish connections from the Downtown Renewable Energy System to the new downtown pool and the new parkade at 6th and George.
- Continue to implement the recommendations of the Community Wildfire Protection Plan and finalize a program to remove wildfire fuel in the Malaspina, Pidherny and Broddy areas.
- Seek government funding to enhance the energy efficiency of the Kin Arena ice plant.
- Implement actions of the Transit Future Plan to help reduce local carbon emissions associated with transportation.
- Communicate with staff, developers, and the local construction community to facilitate the implementation of step 3 of the BC Energy Step Code in 2022.

2020 Accomplishments

MOVING FORWARD ON CLIMATE ACTION

2020 saw the City update two climate action plans for the first time in a decade:

- A climate change **mitigation** plan, aimed at reducing locally produced greenhouse gas (GHG) emissions while simultaneously preserving local features that absorb carbon such as forests and wetlands.
- A climate **adaptation** plan, which predicts future local impacts of climate change and how Prince George can respond and adapt.

The 2020 Climate Change Mitigation Plan was approved by Council in May and included new information about how the climate has been changing in Prince George and some of the local effects. It also included updated information on the GHG contributions of various emission sources and how emissions can be reduced in the years ahead. These actions – in areas such as transportation, buildings, and energy production – will be necessary for Prince George to reduce its GHG emissions in order to meet new targets: a 5% reduction over the next few years, building towards an 80% reduction by 2050.

Climate Change Adaptation Strategies for the Community of Prince George involved multiple stakeholders – from governments, industry, education, health care, and business – learning about local climate change projections, identifying local consequences, and suggesting actions to increase local resilience. In all, 60 impacts were identified and 18 of them – such as hotter and drier summers, extreme weather events, and increased freeze-thaw cycles in winter – were identified as top climate risks, with potentially significant impacts on infrastructure, health, and ecosystem sustainability. In response, four primary objectives were developed to reduce the City's exposure:

- Strengthen infrastructure resilience and reduce risks to buildings and property.
- Protect public health and improve economic resiliency.

- Enhance resilience of ecosystems and protect natural areas.
- Integrate climate change thinking and response.

Both climate change reports are available at princegeorge.ca/environment.

RENEWABLE ENERGY EXPANSION

After operating flawlessly during a record-breaking, early January deep freeze, Prince George's Downtown Renewable Energy System (DRES) was expanded in 2020. The new George Street-Queensway parkade was connected to the DRES in 2020, bringing the total number of downtown municipal and provincial buildings heated by the system to 12. The DRES will also heat the new downtown pool once construction is done.

The new Library entrance also features a unique amenity thanks to the downtown energy system: an accessible sidewalk connecting the parking lot to Canada Games Plaza is being heated to reduce the build-up of ice and snow in the winter.

EV CHARGING STATIONS

The GHG emission inventory outlined in the City's Climate Change Mitigation Plan identified "transportation" as the single-greatest emitter of greenhouse gases in Prince George. One project, which received funding in 2020, is aiming to reduce that. Up to a dozen new electric vehicle charging stations were approved for Prince George, as part of the Charge North initiative that will be delivering more than 50 EV charging stations around Northern BC in 2021. The Charge North consortium was initiated by Prince George and the Community Energy Association and involves more than 30 local governments around northern BC. It's the largest collaboration of its kind in Canada, covering more than 300,000 square kilometres.



A new accessible sidewalk alongside the new entrance at the Library is heated by the Downtown Renewable Energy System.



The Downtown Renewable Energy System was expanded to heat the new parkade.



Information about flood preparedness was provided at riverfront parks and trails.



Prince George's
108 parks
are a total of
11.9 km²

This is nearly
3x the size
of Vancouver's
Stanley Park,

3.5x the size
of New York's
Central Park,

4x the size of
all of the City of
Victoria's parks

Disc golf at Rainbow Park

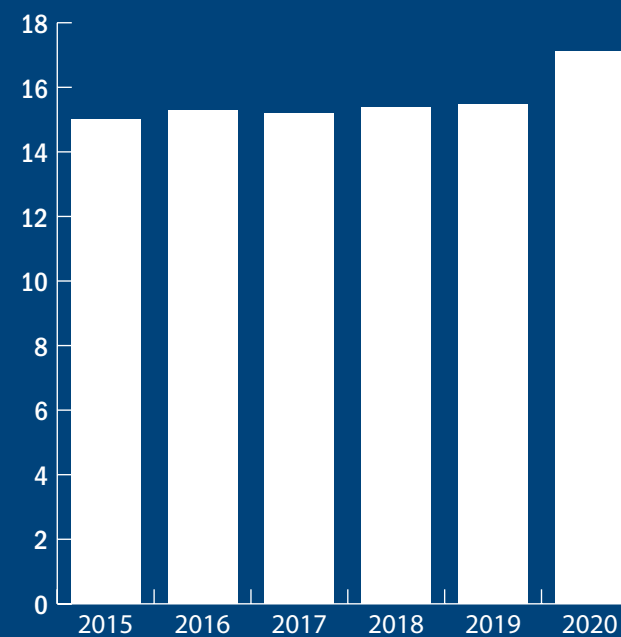


View of Prince George from the LC Gunn Park trail

Garbage

The City's curbside garbage collection program served 22,420 properties in 2020.

Total Garbage Collection (in millions of kilograms)



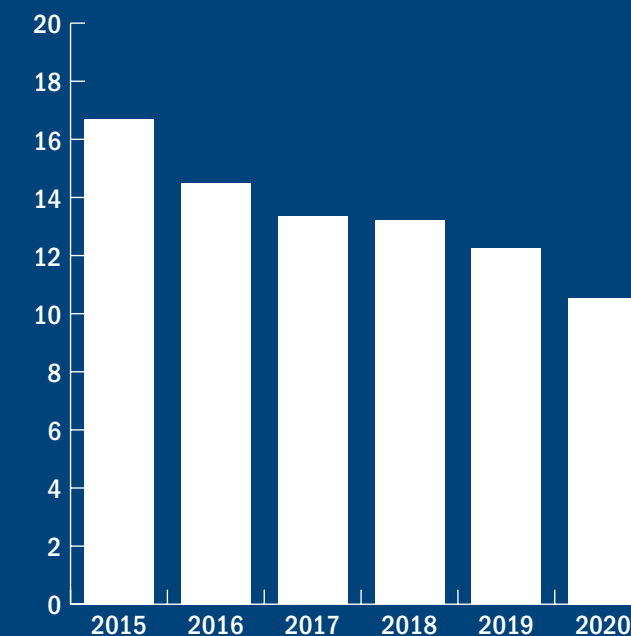
Average Annual Garbage Collected Per Household

762.7kg

Water

Prince George sources its drinking water from underground aquifers that are tapped by six wells. Water is stored in 15 reservoirs and distributed via more than 800km of distribution pipes.

Annual Water Production and Consumption, in billions of litres



Average Daily Water Consumption in Prince George, per Capita

394 litres

64% of Prince George is covered with trees



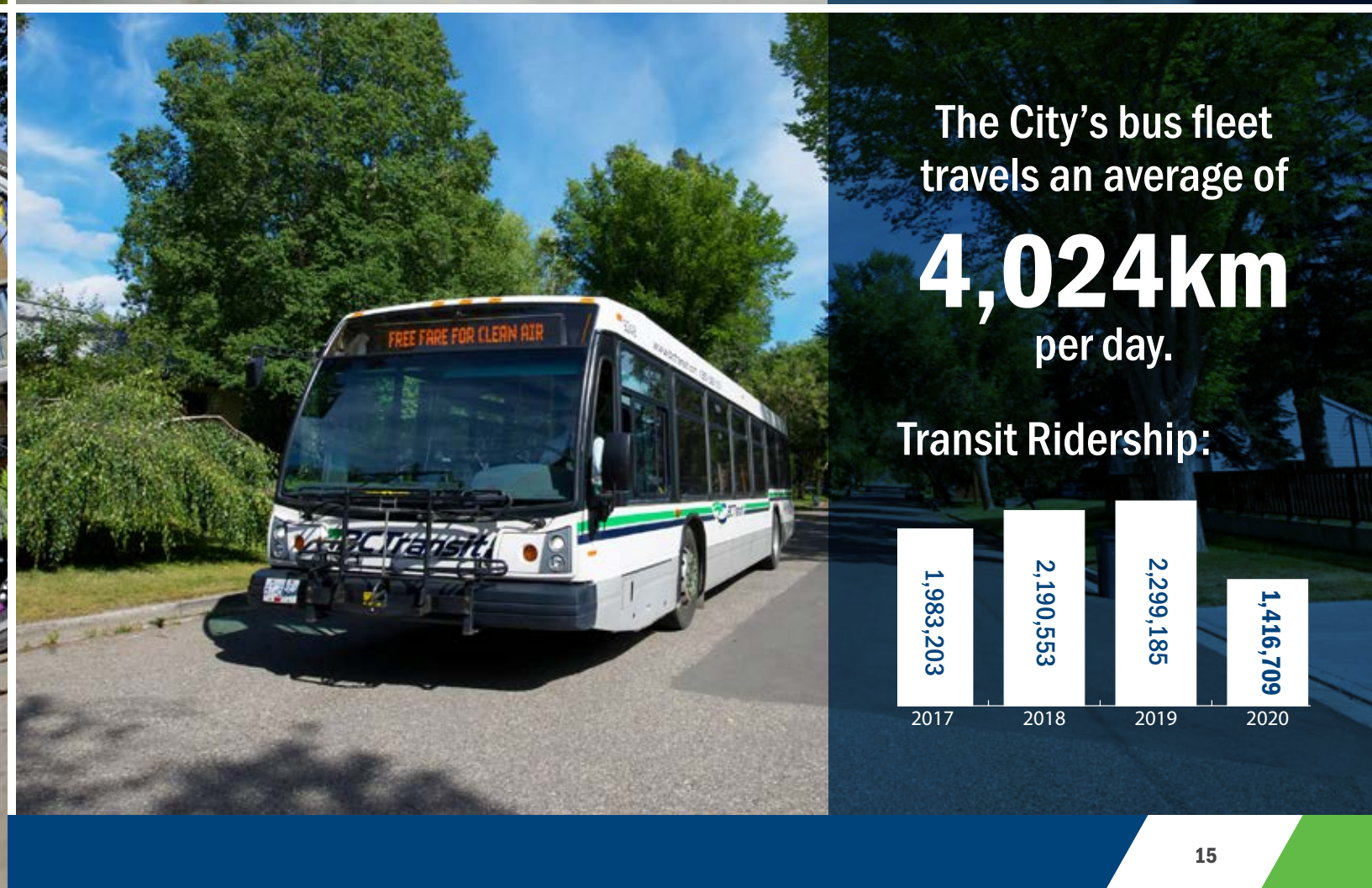
Trails
106.1km



Sidewalks
196.4km

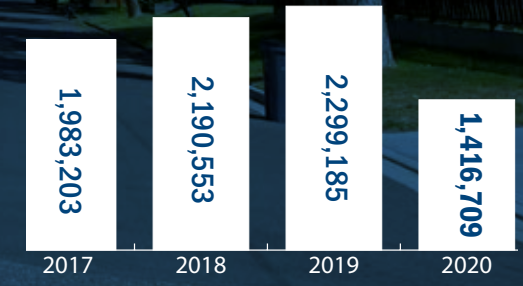


Cycling Routes
including bike lanes
and trails
562.1km



The City's bus fleet
travels an average of
4,024km
per day.

Transit Ridership:



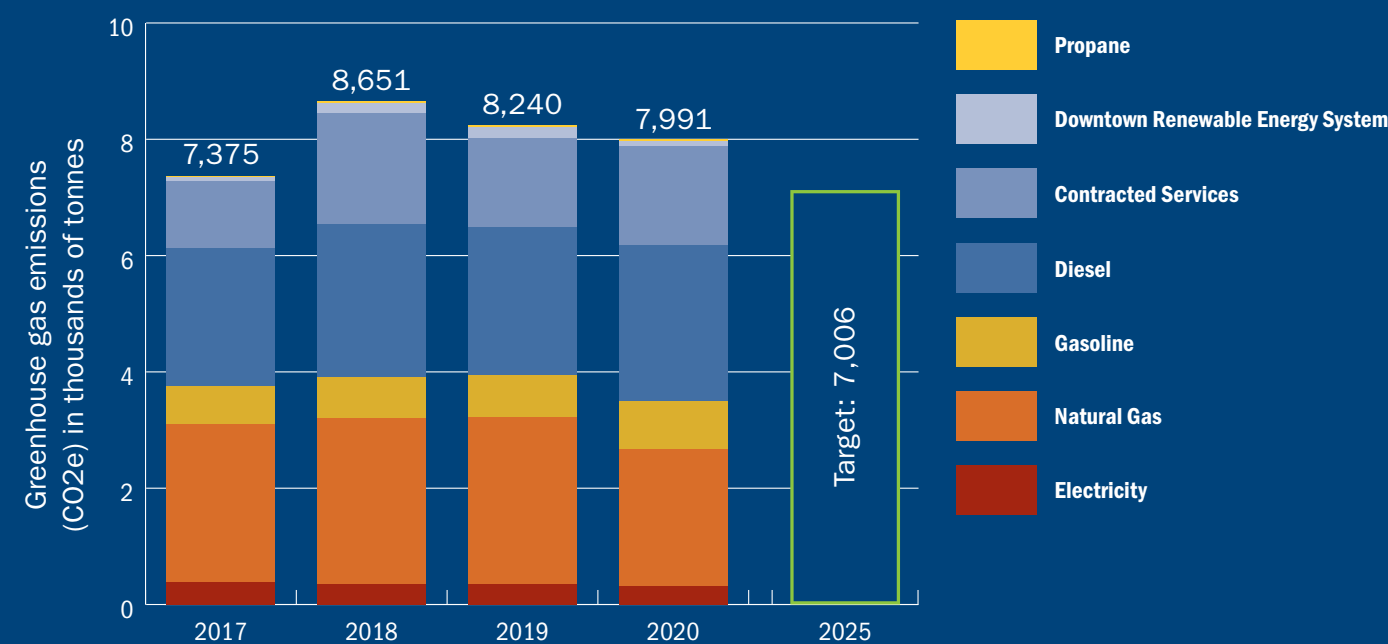


Greenhouse Gas Emissions and Reduction Targets

In 2020, Council approved a Climate Change Mitigation Plan that included a number of greenhouse gas emission reduction targets for the whole community as well as for City operations specifically.

“Corporate” GHG emissions come from the heating of civic buildings, operating the City vehicle fleet, electricity consumption, and the fuel consumption of contractors performing services on behalf of the City. The burning of gas and diesel in the City’s fleet of about 230 vehicles, which includes light-duty vehicles, plows, garbage trucks, fire trucks, and lawn mowers, accounts for just over half of corporate emissions. Burning natural gas to heat civic buildings accounts for just over one-third of emissions.

The City is aiming to reduce its GHG emissions by 5% by 2025 and 80% by 2050.



The Downtown Renewable Energy System provides heat to a dozen downtown buildings. Since it became operational in 2012, it has been the City’s single-most effective initiative to reduce greenhouse gas emissions from City operations. See princegeorge.ca/dres for more information.

ECONOMIC GROWTH AND DEVELOPMENT

myPG Goals

- Diversified and vibrant economy
- Employment diversity and accessibility
- International connections
- Sustainable business

Council Focus Areas

- Enhance local conditions that support existing businesses and attract new ones, with a focus on target clusters:
 - Forestry, Wood Products, and Bio-products
 - Transportation, Warehousing and E-Commerce
 - Manufacturing: Machinery, Chemical, and Food
 - Professional Services: Engineering, Environmental Services, and Resource Management
 - Construction: Commercial, Industrial, Residential and General Contractors
- Target development at community commercial, housing, and transportation nodes, and in the downtown
- Prioritize infill developments and diverse housing options in targeted growth areas
- Enhance Prince George's attractiveness to visitors, including for meetings/conferences and sporting events
- Enhance Prince George's position as a centre for education, training, research, and innovation
- Explore opportunities for collaboration with other cities and countries, and enhanced international trade

2021 Workplan Priorities

- Oversee the continuity of the SupportPG COVID-19 response, recovery, resilience projects that support businesses through the pandemic.
- Continue to implement the 2020 – 2025 Economic Development Strategy, with priority on completing a forestry cluster development strategy and a business retention and expansion study for the local manufacturing sector.
- Collaborate with Downtown Prince George on the development of a Downtown Strategy.
- Work with the BC Games Society to establish the volunteer Board of Directors who will develop the plans for Prince George to host the 2022 BC Summer Games.
- Work with Curling Canada and the World Curling Federation to confirm Prince George as the host for the 2022 Women's World Curling Championships.
- Support Tourism Prince George in its efforts to enhance the attractiveness of Prince George as a destination for visitors, specifically focusing on visitor services and event attraction as key ingredients of COVID-recovery in the local tourism sector.

2020 Accomplishments

SUPPORT PG!

The City was one of the organizations quickly out of the gate to offer support to businesses affected by the COVID-19 pandemic. One example was Council's decision to waive late penalties for business utility bills issued in 2020.

A broader initiative was SupportPG, which included the City and multiple other local organizations: the Chamber of Commerce, Tourism PG, Downtown Prince George, the airport, and other economic development organizations. SupportPG organized various "Shop Local" campaigns and helped to consolidate information on the wide array of pandemic-related support programs provided by the provincial and federal governments. SupportPG was highlighted by the BC Government through the BC Ideas Exchange and recognized by Premier John Horgan. Even Mr. PG flew a SupportPG flag!

PRINCE GEORGE'S TITANS

Prince George's entrepreneurs got a chance to pitch their business ideas to a panel of local investors during the City's first Titans' Den event. Modeled after CBC's Dragons' Den, the event resulted in nine participants receiving nearly \$10,000 in investment capital to further their business dreams. Titans' Den is anticipated to be an annual event.

Titan Talks were also held in 2020 as an off-shoot of Titans' Den. The Talks featured local business owners sharing their COVID-19 best business practices via Zoom with other local business people. Retailers, for example, shared how they adapted to new Provincial Health Orders and protocols and found innovative ways to continue serving their customers.

BUILDING PERMITS

After a record year in 2019, construction activity in Prince George came oh-so-close to setting a new record in 2020 despite the wide-ranging impacts of the COVID-19 pandemic.

The value of permits was down only \$4 million – or 1.8% – compared to 2019. The number of permits dropped nearly 13% to 532. One area of significant growth has been

multiple-family developments. 37 projects worth more than \$68 million received building permits in 2020, continuing the boom that started in 2019.



Multiple civic projects were also aimed at enhancing economic growth and attractiveness of places such as the downtown. For example, landscaping, parking, and streetscaping improvements were completed in the area of Veterans Plaza adjacent to City Hall.

EVENTS: GOOD NEWS AND BAD NEWS

The COVID-19 pandemic significantly affected the opportunity for Prince George to host events in 2020, and events that promised to be spectacular – such as the World Women's Curling Championship and Cirque du Soleil – simply didn't happen. Prince George was, however, successful in bids to host two major events in 2021: the BC Track and Field Championships and the BC Tourism Industry Conference. It would be the first time the BCTIC was ever hosted in Northern BC.

CLEANTECH GROWTH

The results of a comprehensive CleanTech project were presented to Council in 2020. The initiative involved documenting the work of about 70 local companies involved with CleanTech, which involves technologies and business sectors that include renewable energy and other environmentally friendly products and services. The City partnered with Community Futures to deliver the program, which identified the functions/services of local companies, opportunities for collaboration and growth, and capacity-building through various workshops, conferences, and roundtables. A survey of the business participants conducted at the end of the three-year program found that nearly half grew as a result of participating and they attracted \$3 million in additional international business activity/investment.

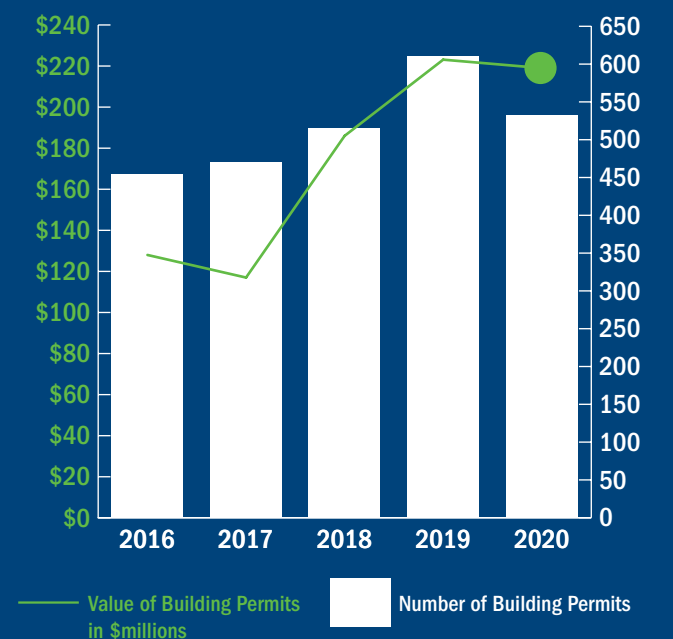




Percentage Of Building Permits For Private Sector Projects

96.2%

Business and Construction Number and Value of Building Permits



Downtown student housing project – Summer 2020

CITY GOVERNMENT AND INFRASTRUCTURE

myPG Goals

- Sustainable infrastructure
- Sustainable fiscal management
- Organizational excellence
- Healthy workplace
- Effective governance

Council Focus Areas

- Prioritize infrastructure re-investment and renewal to ensure the delivery of critical recreation, emergency, transportation, and utility services
- Maintain fiscal sustainability and balance service levels with affordability of City services, facilities, and operations
- In response to the recent parkade construction cost over-runs, implement policies and support practices that contribute to the effective, affordable, and predictable delivery of capital projects
- Provide a workplace where employees are safe, healthy, and committed to excellence, service, accountability, and transparency
- Foster respectful dialogue and knowledge exchange between Council and City staff
- Advance reconciliation and relationship-building with the Lheidli T'enneh
- Encourage meaningful public participation in the City's processes and procedures, including Council's committees
- Communicate with employees, citizens, local organizations, other governments, and targeted constituencies outside of Prince George to increase public awareness of City operations and advance the community's interests.

2021 Workplan Priorities

- Adapt to evolving circumstances related to the COVID-19 pandemic and adjust operations accordingly in order to safeguard the health and safety of staff and the general public; present Council meetings and public hearings in ways that facilitate remote participation by members of Council and the public alike.
- Conduct a review of the City's capital project management process and work to incorporate improvements across the multiple City departments that are engaged in capital projects.
- Renew the City's operating agreement with FortisBC for the sale of natural gas within the municipal boundaries. Also, facilitate FortisBC's option on the Lease In/ Lease Out agreement concerning the natural gas distribution system in the City that expires in October, 2021.
- Continue construction of the new downtown pool, and plan for the demolition of Four Seasons Leisure pool and Fire Hall #1.
- Develop in-house virtual courses for City employees that enhances access to skills training.
- Update the City's language and practices for acknowledging the traditional territory of the Lheidli T'enneh.
- Present options to Council for enhancing the City's cyber security.
- Complete the first of two phases of a project to establish communications redundancy across several City facilities, including the new Fire Hall, via a new 5km fibre-optic telecommunications backbone. The redundancy enhances reliability of core City services, including emergency services.
- Engage employees in reviews of departmental processes in order to improve efficiency and service to residents as part of a two-year pilot project starting in 2021.
- Seek funding to review and revise the processes involved with the City's most common land use applications: rezonings, development permits, variance permits, temporary use permits, building permits, subdivisions, and business licenses. This review would aim to improve service and communication with applicants, while increasing the efficiency of the application review process, and include online application options.

2020 Accomplishments

RESPONDING TO RESIDENTS' NEEDS DURING THE PANDEMIC

Shortly after COVID-19 was declared an international pandemic, the City implemented several measures to help residents. In addition to responding to new public health orders by closing facilities, the City moved swiftly to adjust the 2020 budget that had been set before the pandemic began. Council approved a 1.75% tax increase, down from the 3.44% increase it had previously approved for 2020, and deferred nearly \$25 million in capital projects. Cost-of-living increases were also discontinued for exempt employees, the Mayor, and Council, and Council eliminated the 10% penalty on late sewer, water, and solid waste utility payments.

Other measures:

- The City announced that it was no longer enforcing time limits relating to parking downtown and near the hospital, both for on-street parking and non-reserved off-street parking. The temporary measure remained in place until later in the year.
- Crews with Fire and Rescue Services started conducting daily downtown alley patrols in order to remove combustible materials and enhance safety for all. City staff also flushed and swept out sidewalks and alleyways in the downtown core to remove debris and other refuse, such as medical sharps.
- The City contracted the POUNDS Project Society to provide free graffiti removal and covering services on private property in the downtown area.

INVESTING IN INFRASTRUCTURE

Work was completed to refurbish Masich Place Stadium by upgrading amenities including the field lighting and irrigation, replacing the score clock and PA system, enhancing washrooms, and improving the bleachers and other site furnishings.

A van outfitted with lasers and cameras began driving all 1300 lane-kilometres of local paved road to provide a comprehensive assessment of local road conditions. The equipment uses technology to document every road defect and rolls up the data to produce a “condition score” for each segment of road and intersection.

Crews upgraded the pedestrian crossings across Ospika Boulevard at both Davis Road and 1st Avenue. Construction was also completed on a project to upgrade the intersection of Domano Boulevard and St. Lawrence/Gladstone in College Heights.

The City’s Road and Sidewalk rehabilitation schedule for 2020 included 41 lane kilometres of road and 2.5 kilometres of sidewalk.

The City’s newest downtown parking lot opened at 1079 6th Avenue, between Queensway and George Street, behind the Keg Restaurant.

COLLABORATING WITH OTHER GOVERNMENTS

Prince George’s new downtown pool attracted \$10 million in funding support from the Federal and Provincial Governments, the largest infrastructure investment in Prince George in a decade. The Governments also announced they are contributing \$6.3 million to help repair the ageing walls, roof, and various mechanical systems at the Aquatic Centre to extend its life and enhance its energy-efficiency.

The City received \$6.1 million in grant funding from the Government of BC’s Safe Restart for Local Governments program, which was created to support local operating costs and revenue reductions associated with COVID-19. About half of the funding was used to provide financial relief to tax payers in 2021.

The City began administering the Federal Government’s Reaching Home COVID-19 response fund. During the first allocation of funding, six Prince George agencies received

funding to enhance service provision on topics including food security, mental health support, neighbourhood cleanup, and drop-in support.

The City announced that Bylaw Services would support pandemic-related orders issued by the Provincial Health Officer by providing education to residents and businesses.

PUBLIC ENGAGEMENT AND PARTICIPATION

After the declaration of the pandemic, the City quickly established a variety of communication channels through which to provide information to residents, including a COVID-19 web page at www.princegeorge.ca/covid-19 and related email messages sent directly to subscribers of City updates.

The City launched a fully online opportunity for residents and businesses to express their opinions about the budget allocations for various City services and functions. The City was working to address an anticipated pandemic-related revenue shortfall of about \$6.8 Million in 2020 and sought feedback from residents and businesses about how to do it. Mayor Hall also hosted a Talktober Online Town Hall on Zoom during which he fielded questions from residents on a variety of civic issues.

DELEGATED AUTHORITY AND FINANCIAL REPORTING

Council and Administration implemented new measures to provide more public reporting of the anticipated costs of completing City capital projects. These measures include reducing the spending authority of the City Manager and implementing quarterly reporting of budget amendments during public meetings of Council. Capital projects are a major activity at the City: there were more than 100 in 2020 alone.



Coun. Garth Frizzell is the first person from Prince George to be President of the Federation of Canadian Municipalities, which represents the interests of more than 2,000 municipalities across Canada.



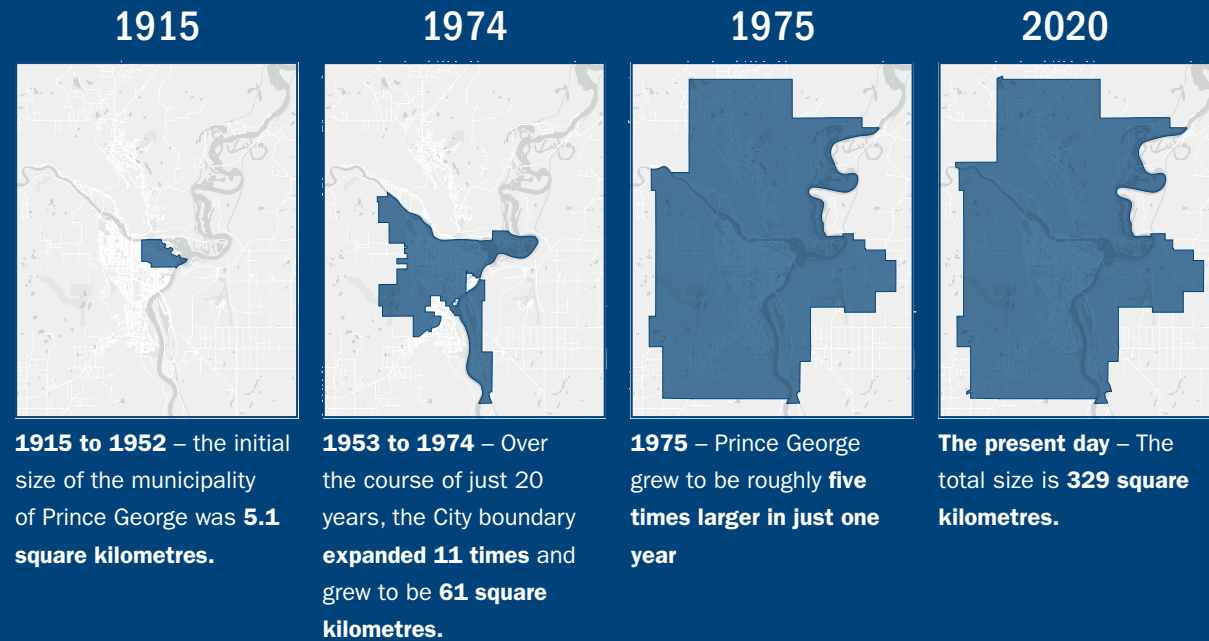
An enhanced pedestrian crossing at 1st and Ospika.



Mayor Lyn Hall joins with regional mayors to advocate for enhanced economic and social supports in Northern BC.

OUR INFRASTRUCTURE STORY

Prince George was incorporated as a municipality in 1915 and had a population of a few thousand people until after World War II. By the 1960s, it was one of the fastest-growing cities in BC. It grew in size to accommodate the growing population and economic development that was occurring related to forestry, transportation, and government services.



Most of the City's current infrastructure was installed during the boom times of the 1960s and 1970s. In fact, the average age of all of the City's infrastructure – pipes, roads, buildings, bridges, etc – is 42 years.

The growth in population started to flatten in the 1980s, despite predictions in the 1970s that Prince George's population would be about 200,000 by now. Instead, Prince George's population is relatively small for a city of our geographic size, with extensive infrastructure to serve a population that is spread out.

Approximate Replacement Value of Civic Infrastructure:
\$3.71 billion

Buildings
City-owned buildings:
57 Totaling
161,000 square metres

Underground Infrastructure

Water pipes
810km

Sanitary sewer pipes
699km

Stormwater drainage pipes
427km

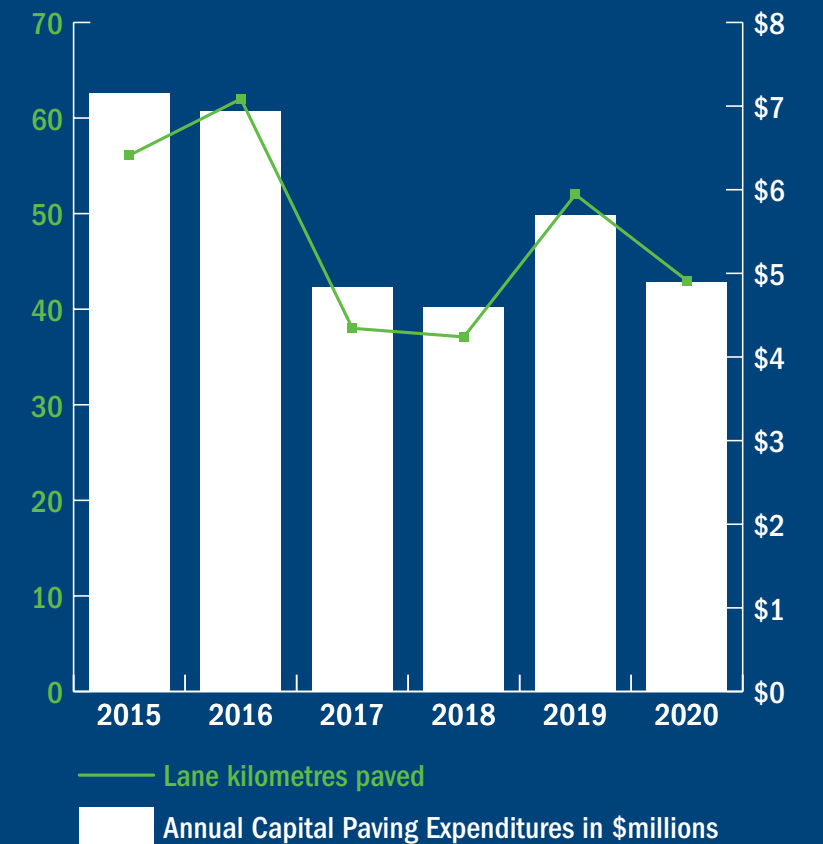
Downtown Renewable Energy System:
6.9km

of supply and return pipe connecting Lakeland Mills with
12 downtown buildings

The total length of City pipe infrastructure is nearly equal to the distance between Prince George and Winnipeg

Roads

Road Rehabilitation



Roads
1,561 lane kilometres

Street lights
4,712

FINANCIAL INFORMATION

Report from the Financial Officer	24
Consolidated Financial Statements	28
Supplementary Financial Information	43

Report from the Financial Officer

May 15, 2021

To Mayor and Council:

I hereby submit the Municipal Financial Report for the City of Prince George for the fiscal year ended December 31, 2020, pursuant to section 167 of the *Community Charter*. This report includes the Consolidated Financial Statements, the Auditor's Report and Supplementary Schedules. In accordance with Canadian Public Sector Accounting standards, the City's consolidated statements include the Prince George Public Library and Tourism Prince George Society (Other Controlled Entities). The Consolidated Financial Statements have been audited by KPMG LLP, independent external auditors appointed by the City.

The City's 2020 Financial Statements have two sections, which are as follows:

1) Financial Information

This section contains the Auditor's Report and the City's Consolidated Financial Statements with accompanying notes. The consolidated statements reflect the City's overall financial position as at December 31, 2020, with comparative amounts for 2019. The statements are represented as the Consolidated Statement of Financial Position, Consolidated Statement of Operations, Consolidated Statement of Change in Net Debt and Consolidated Statement of Cash Flows. The budgetary figures reported are those that were approved by Council in the annual 2020 Budget Bylaw. The Notes to the Consolidated Financial Statements provide further detail as to specific accounting policies and the composition of certain financial numbers and should be read in conjunction with the statements.

2) Supplementary Financial Information

This section contains the schedules for segment disclosure as well as balances in reserve funds, tangible capital assets, trust funds, and debt obligations.

Financial Management and Control

The City's management maintains a system of internal controls designed to provide reasonable assurance that assets are safeguarded, transactions are properly authorized and recorded in compliance with legislative and regulatory requirements, and reliable financial information is available on a timely basis for preparation of the consolidated financial statements. These systems are monitored and evaluated by management.

Mayor and Council meet with management and the external auditors to review the consolidated financial statements and discuss any significant financial reporting or internal control matters prior to their approval of the consolidated financial statements.

The City prepares multi-year operational and capital expenditure plans each year that represent the programs that Council wishes to see implemented. The City Manager is responsible to provide overall guidance with respect to Council's direction concerning service and the City's operational and capital expenditure plans. Departments are responsible for developing and managing the budgets.

Management is responsible for the preparation of the financial statements. While there is close consultation with the City's auditors, management is ultimately responsible for decisions relating to the form and content of these statements and for the treatment and reporting of transactions.

COVID-19 Pandemic

On March 11, 2020, the World Health Organization declared the COVID-19 outbreak a pandemic. This resulted in governments worldwide, including the Canadian federal and provincial governments enacting emergency measures to combat the spread of the virus. The economic conditions and the City's response to the pandemic had a material impact on the City's operating results and financial position in 2020. The City experienced diminished revenues from closed recreational facilities, transit, gaming grants and parking. The City mitigated some of that impact by reducing labour costs, as well as discretionary expenses such as travel and conferences. Lastly, government assistance grants helped to lessen the impact of the pandemic on the organization.

2020 Capital Project Highlights

Approximately 106 individual capital projects were worked on or had transactional activity in 2020, culminating in \$62.6 million in total capital expenditures. This figure does not include Other Controlled Entities. Projects classified as new will typically increase the City's annual operating and maintenance obligations going forward.

2020 Capital Expenditures by Project Type and Fund

Project Type	Expenditures	%	Fund	Projects *	Expenditures	%
New Asset	15,744,139	25.15%	District Energy	3	631,445	1.01%
Renewal/Replacement	41,998,057	66.94%	General	67	53,336,067	85.06%
Upgrade	4,948,162	7.90%	Sewer	12	3,039,942	4.86%
			Water	24	5,682,904	9.08%
Grand Total	62,690,359	100.00%		106	62,690,359	100.00%

* Number of projects is analogous to defined activities as many projects like road rehabilitation have multiple components to them.

2020 Top Ten Projects by Expenditure

Project	Status	Original Budget	Council Approved Amendment	Delegated Authority Amendment prior to 2020	Approved Spending	2020 Actual	Total Spending All Years to Dec 31, 2020
Fire Hall 1 Replacement	Ongoing	15,000,000	1,061,942	5,000	16,066,942	10,356,002	16,066,942
FSLP Replacement	Ongoing	35,000,000		750,000	35,750,000	7,301,971	10,491,344
Mobile Equip Replacement	Complete	6,922,625			6,922,625	5,361,449	5,361,449
Road Rehabilitation	Complete	5,650,000			5,650,000	5,145,958	5,145,958
George St Parkade Construction	Complete		17,187,767	5,354,572	22,542,339	4,574,767	22,542,339
2nd Ave Parkade Upgrade	Complete	2,725,000	2,444,446		5,169,446	2,441,615	4,428,380
Masich Stadm Amenities Refurb	Ongoing	2,701,000			2,701,000	2,365,527	2,668,819
Library New Entrance	Ongoing	2,472,000	1,609,341		4,081,341	1,993,286	4,081,341
New Water Mains	Ongoing	2,500,000			2,500,000	1,894,765	1,894,765
BCR Gravity Sewer Upgrade	Ongoing	4,375,000		277,818	4,652,818	1,620,862	4,473,677
Total		77,345,625	22,303,496	6,387,390	106,036,511	43,056,204	77,155,014

* The Council Approved Amendment column documents Council's budget amendments to capital projects that exceeds both their original budget as well as ratification of the then City Manager's delegated authority in 2020.

Fire Hall #1 Replacement

The old Fire Hall #1, situated at the corner of 7th Avenue and Dominion Street, has reached the end of its life and is no longer suited structurally or logistically to house the downtown fire and dispatch staff and their equipment. The new strategic location increases by 50% the area that firefighters can reach within eight minutes compared to the old location. Research shows that an 8-minute response time is critical for keeping fires contained to one room. The new, larger facility on Massey Drive is open and operational with some remaining furniture, fixtures and landscaping to be expended in 2021. The 2020 expenses were \$10,356,002.

Four Seasons Leisure Pool Replacement

The downtown swimming pool has reached the end of its life and is being replaced at a total cost of \$42,000,000 including the purchase and demolition of the Days Inn Hotel and eventual demolition of the old Four Seasons Leisure Pool. The construction costs of the new facility are set at \$35,000,000 and Council recently approved the addition of a Ninja Cross obstacle course for an additional \$500,000. The facility's concrete building foundation is now complete with around 1,100 cubic meters of concrete poured at the site. \$7,301,971 was expended in 2020 and total spending from all years to December 31, 2020 is \$10,491,344.

Mobile Equipment Replacement

The City purchased 35 units, at a cost of \$5,361,449, in whole or part in 2020 for general mobile equipment replacement, for which the City generally acquires lease financing. Only general use vehicles are now leased through the BC Municipal Finance Authority as the fees that have been set for Sewer, Water and Solid Waste Services are meant to include the cost of the periodic replacement of their fleet of equipment, thereby reducing the City's financing burden.

Road Rehabilitation

This year, 43 lane kilometres of road surface were rehabilitated, \$5,145,958. The City received an unbudgeted grant in the amount of \$13,282 from the Ministry of Transportation and Infrastructure in 2020, for the construction of bicycle lanes that were completed alongside this year's road rehabilitation work. The City also received a reimbursement from MOTI in the amount of \$41,250 for work the City did on their behalf.

George Street Parkade

The City partnered with A&T Project Developments Inc. to build a new parkade that is providing a combination of underground parking stalls and surface spaces downtown at the corner of George Street and 6th Avenue. 351 new parking spaces have been created: 289 spaces underground and 62 on a surface lot. The parking infrastructure is serving as the base for the new downtown housing project that is being built by the same developer. \$4,574,767 was spent in 2020 and the parkade project was complete in 2020. Total spending from all years to December 31, 2020 is \$22,542,339. In the table on the previous page, the Council Approved Amendment amount for the George Street Parkade of \$17,187,767 is made up of the retroactive approval of the original estimate of \$12,613,000 in 2019, as well as a \$4,574,767 ratification of delegated authority for 2020.

2nd Avenue Parkade Upgrade

This facility was originally constructed in 1975 and, after almost 45 years of use, requires major structural, mechanical and electrical upgrades. This project is complete and expenses of \$2,441,615 were incurred in 2020. Total spending from all years to December 31, 2020 is \$4,428,380.

Masich Stadium Amenities Refurbishment

Replace and add outdoor site amenities and services at Masich Place Stadium to accommodate the 2022 BC Summer Games and ongoing use. This multi-year improvement program includes upgraded field lighting, a replacement of the score clock and PA system, and new pathway lighting, electrical kiosks, fibre optic connection, irrigation, bleachers, and site furnishings to support visitor services at the stadium. \$2,365,527 was spent in 2020 and the project will be completed in 2021. Total spending from all years to December 31, 2020 is \$2,668,819.

New Library Entrance

This project involves the construction of a new vestibule, elevator and stairs from the parking level to the second floor of the Bob Harkins Branch of the Prince George Public Library. The attractive, modern and accessible new entrance of roughly 5,000 square feet is officially open with some remaining landscaping costs yet to incur in 2021. The project's 2020 expenditures were \$1,993,286 and the spending from all years to December 31, 2020 is \$4,081,341.

New Water Mains

New water mains are required as per the Water Service Network Plan 2014 and technical analysis. This capital program allows for the planning, prioritizing, engineering, and construction of new water mains. The new water mains program will increase fire flow and redundancy in the City's network. Expenses total \$1,894,765 for this project.

BCR Gravity Sewer Upgrade

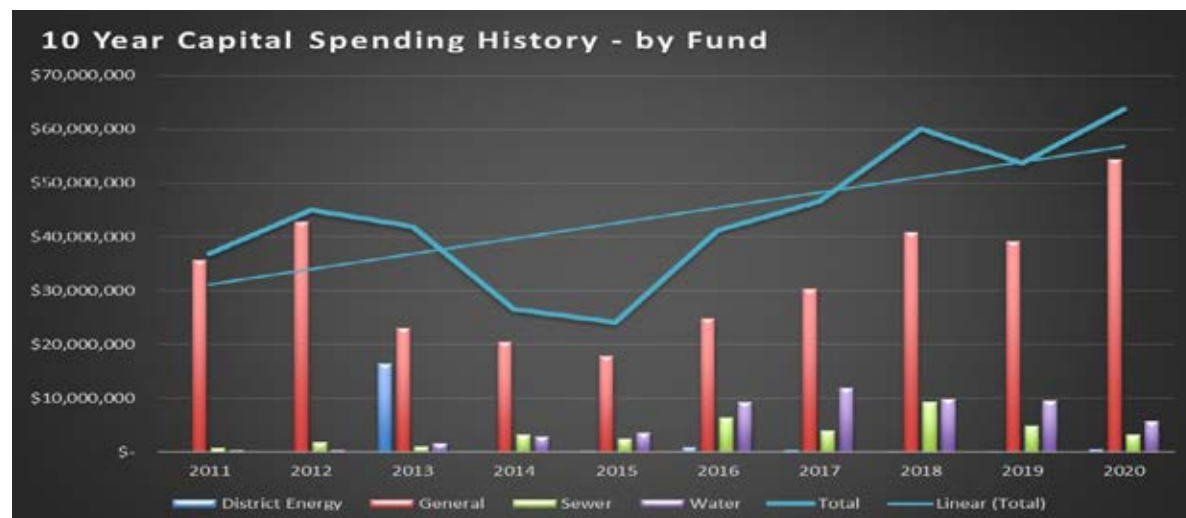
This project was deemed necessary to increase flows and capacity in the BCR Industrial Area. 2 kilometres of 200 and 250 millimetre sewer lines are being replaced with 525 and 750 millimetre piping. \$1,620,862 was spent in 2020 and this project will continue in 2021.

2020 Financial Results

Reserve Fund Levels

Reserves	2020	2019	Change
Endowment Fund	5,841,561	12,443,467	(6,601,906)
Capital Expenditure Reserve	896,287	1,593,499	(697,212)
Miscellaneous	367,530	806,249	(438,719)
Storm Drainage	7,461	7,346	115
Northern Capital and Planning Reserve	12,095,218	7,696,811	4,398,407
COVID-19 Safe Restart Grant	6,110,000	0	6,110,000
Debt Reserve	962,225	1,011,230	(49,005)
Major Events	444,020	438,288	5,732
Crown Land Forest	234,428	230,785	3,643
Carbon Tax Rebate	2,064,554	1,890,510	174,044
Road Rehabilitation Reserve	1,176,647	590,388	586,259
General Infrastructure Reinvestment Fund	72,319	3,668,686	(3,596,367)
Sewer Utility Reserve	10,186,588	7,698,861	2,487,727
Water Utility Reserve	12,123,970	10,354,895	1,769,075
Mobile Equipment Replacement Reserve	2,617,210	2,028,583	588,627
Computer Reserve Fund	700,283	1,978,546	(1,278,263)
College Heights Area Reserve	11,677	11,497	180
Peden Hill Area Reserve	5,642	5,555	87
South Fort George Area Reserve	801	788	13
Van Bien Area Reserve	5,929	5,837	92
Vanway Area Reserve	711	700	11
Parkland Acquisition Reserve	262,473	134,918	127,555
Downtown Off-Street Parking Reserve	2,642,893	1,843,881	799,012
Fortis BC Reserve	0	534,437	(534,437)
Community Works Fund	8,480,993	7,295,858	1,185,135
Ospika/Marleau Extension Reserve	229,512	225,946	3,566
Solid Waste Reserve	3,114,535	2,810,854	303,681
Performing Arts Centre Reserve	86,941	85,591	1,350
Totals	70,742,408	65,394,008	5,348,400

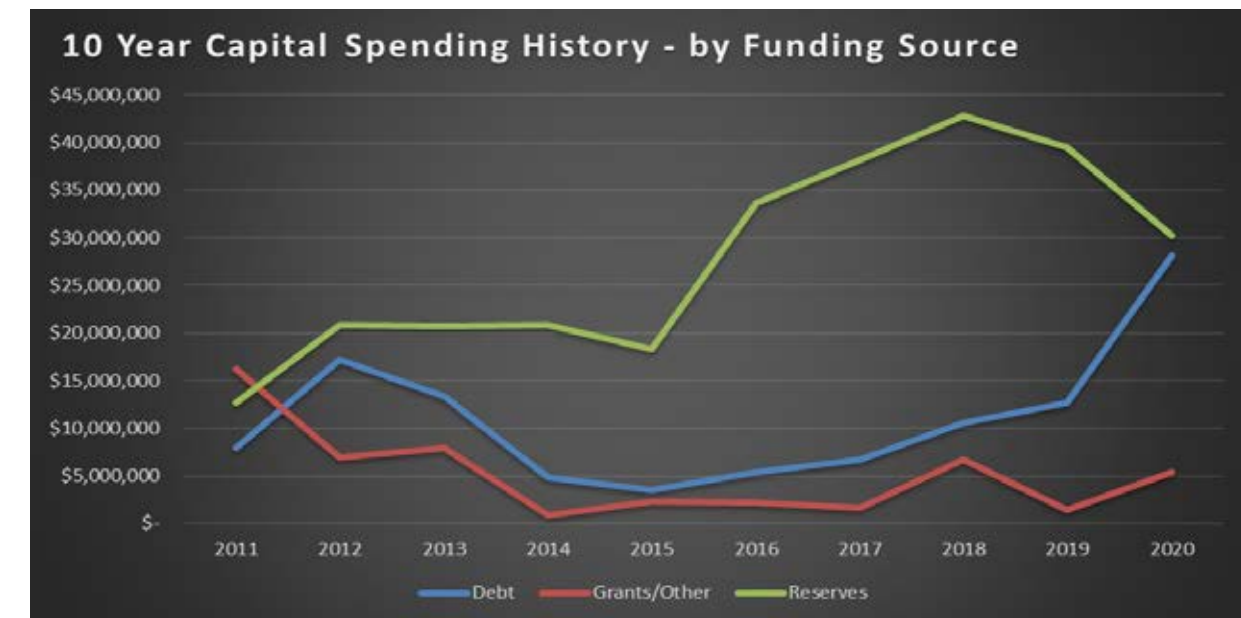
The following graph depicts the City's capital spending over the past ten years, broken down by General, District Energy, Sewer, and Water capital projects.



Capital investment in City infrastructure continues to trend upwards on a 10 year historical basis. In 2020, \$63.8 million was spent including maintenance projects funded from reserve. Reserves continue to be heavily committed to current & future capital spending.

In 2020, the City received significant grants from other levels of government: The Northern Capital and Planning Grant, in the amount of \$6,527,000; and the COVID-19 Safe Restart Grant, in the amount of \$6,110,000, which helped to bolster reserve balances in 2020. Lastly, if the City and Fortis BC terminate their lease-in lease-out agreement at the 17-year point at the end of 2021, there will be an approximate \$25,000,000 payment that will also help buoy reserves.

It is important to note that some of the increased spending from reserves has been a result of a "pay as you go" approach, as opposed to debt funding, that the City has applied in areas such as sewer, water and solid waste. The following graph helps illustrate that point.



Investment Earnings

The City of Prince George invests funds that are in excess of current cash flow requirements. As per Sustainable Finance Guideline 6.0, the City's investment portfolio was invested primarily with the British Columbia Municipal Finance Authority for the year 2020 due to competitive rates and ease of administration. However, the City is ever watchful of opportunities that arise and still meet the stringent guidelines inherent in the *Community Charter*. Investment terms are structured in order to maximize return yet still meet expected expenditures.

The fixed income market continues to be challenging and industry publications are signaling that it will continue offering low yields for the foreseeable future.

The return on Municipal Finance Authority (MFA) investments for the year ended December 31, 2020 was \$1,347,178 which was earned on monthly average investments of \$89.8 million. The return on investments for the year ended December 31, 2019 was \$2,385,971, which was earned on monthly average investments of \$94.3 million. The average rate of return for 2020 was 1.96% compared to 2.47% in 2019. As per Public Sector Accounting Standards, the bond funds are presented at book value. The MFA Bond Fund experienced a capital gain in 2020 of \$55,357 and the MFA Ultra-Short Government Focused (treasuries) experienced a capital loss of \$(221,282) in 2020.

External Debt

Short-term and long-term debt (including capital leases and excluding Other Controlled Entities) principal outstanding was approximately \$68.6 million at the end of 2020 (\$58.1 million General Capital Fund, \$1.0 million District Energy Capital Fund, \$6.0 million Water Capital Fund, and \$3.5 million Sewer Capital Fund), compared to \$86.9 million at the end of 2019. The Fortis BC capital lease of \$5.2 million is included in 2020 long-term debt and in 2021 this debt will be entirely extinguished.

Debt Servicing Costs

BC municipalities’ financial liabilities (e.g. under leases, partnering, and long-term debt agreements) are subject to liability servicing limits. They also require elector approval if they are:

- a loan guarantee or are of a capital nature; and
- the agreement is for more than five years; or
- the agreement could be for more than five years if an extension were exercised.

A municipality cannot incur a liability if it would cause their total annual cost of debt servicing (principal and interest payments) to exceed the regulated amount. The regulated amount is currently based on 25% of a municipality’s controllable annual revenues such as: property taxes; payments in lieu of taxes; user fees; and unconditional grants.

The City relies on debt financing for new infrastructure and for major repair of existing infrastructure. The City also enters into financing agreements for the purchase of general use mobile equipment. The following chart provides the debt capacity and available capacity as determined by the Municipal Liabilities Regulation. The total amount of all approved loan authorization bylaws is included in the liability servicing limit regardless of whether the funds have actually been borrowed.

Year	Municipal Revenue	Liability Servicing Limit	Payment Capacity Available	Approximate Principal Borrowing Available
2016	\$164,912,920	\$41,228,230	\$22,442,740	\$249,363,778
2017	\$165,029,633	\$41,257,408	\$22,496,328	\$249,959,200
2018	\$172,759,289	\$43,189,822	\$25,154,282	\$279,492,022
2019	\$177,512,689	\$44,378,172	\$23,982,421	\$266,471,344
2020*	\$177,544,429	\$42,886,107	\$15,429,944	\$171,443,822

*2020 figures are estimates as the official figures were not available at the time of this report.

The City is projected to be at less than 50% of its borrowing capacity for the next five years and debt payments will decrease sharply in 2022 when the City no longer has the Fortis Lease-In Lease-Out agreement debt as part of its overall portfolio.

Significant Financial Management Practices

Revolving Reserve Fund

The City operates the Endowment Reserve Fund as a “revolving fund.” Appropriations from this reserve are treated much like debt, and annual contributions or transfers are made from the General Operating Fund to repay the monies appropriated, with interest, over a period of 5 to 20 years, depending upon the size of the appropriation. The appropriations from the reserve are referred to as “internal debt,” and are reflected in the financial statements.

This reserve fund provides an attractive alternative to borrowing money on the open market because repayment schedules are more easily tailored to current budget needs and interest and principal repayments can be deferred in the event of economic need.


Financing of Utilities

The City’s policy is to not use general taxation to fund the provision of water and sanitary sewer services, or the operation of the solid waste collection service. These services are financed through a combination of user charges and parcel taxes, applicable only to those who benefit from the service(s), and government grants. A management fee is included in the cost structure of these services so that the users of the services provide a contribution to the City’s general overhead costs, including the provision of facilities, office, and general corporate services such as human resources and accounting.

Summary

Compiling financial statements requires the input and assistance of numerous City staff members throughout the year and at year-end. I would like to thank all the City staff members who contribute to this process on an on-going basis.

Respectfully submitted,



Kris Dalio,
Director of Finance

CITY OF PRINCE GEORGE

Consolidated Financial Statements

For the Year Ended December 31, 2020



FINANCE DEPARTMENT

1100 Patricia Blvd. | Prince George, BC, Canada V2L 3V9
 p: 250.561.7600 | www.princegeorge.ca

CONTENTS	PAGE
Reports	
Management's Responsibility Statement.....	29
Independent Auditors' Report.....	30
Statements	
Consolidated Statement of Financial Position.....	32
Consolidated Statement of Operations.....	32
Consolidated Statement of Change in Net Debt.....	33
Consolidated Statement of Cash Flows.....	33
Notes	
Notes to the Financial Statements.....	34
Schedules	
Supplementary Financial Information.....	46
Segment Disclosure - 2020.....	47
Segment Disclosure - 2019.....	49
Reserve Funds.....	31
Tangible Capital Assets - 2020.....	33
Tangible Capital Assets - 2019.....	35
Financial Position - Trust Funds.....	37
Operations - Trust Funds.....	37
Debt.....	38

MANAGEMENT'S RESPONSIBILITY FOR THE CONSOLIDATED FINANCIAL STATEMENTS

The accompanying consolidated financial statements of the City of Prince George (the "City") are the responsibility of management and have been prepared in compliance with legislation, and in accordance with generally accepted accounting principles for local governments established by the Public Sector Accounting Board of the Chartered Professional Accountants of Canada. A summary of the significant accounting policies are described in Note 1 to the consolidated financial statements. The preparation of consolidated financial statements necessarily involves the use of estimates based on management's judgment, particularly when transactions affecting the current accounting period cannot be finalized with certainty until future periods.

The City's management maintains a system of internal controls designed to provide reasonable assurance that assets are safeguarded, transactions are properly authorized and recorded in compliance with legislative and regulatory requirements, and reliable financial information is available on a timely basis for preparation of the consolidated financial statements. These systems are monitored and evaluated by management.

Mayor and Council meet with management and the external auditors to review the consolidated financial statements and discuss any significant financial reporting or internal control matters prior to their approval of the consolidated financial statements.

The consolidated financial statements have been audited by KPMG LLP, independent external auditors appointed by the City. The accompanying Independent Auditors' Report outlines their responsibilities, the scope of their examination and their opinion on the City's consolidated financial statements.



 Walter Babicz
 Acting City Manager



 Kris Dalio
 Director of Finance



KPMG LLP
 177 Victoria Street, Suite 400
 Prince George BC V2L 5R8
 Canada
 Telephone (250) 563-7151
 Fax (250) 563-5693

INDEPENDENT AUDITORS' REPORT

To the Mayor and Council of the City of Prince George

Opinion

We have audited the consolidated financial statements of the City of Prince George (the "City"), which comprise:

- the consolidated statement of financial position as at December 31, 2020
- the consolidated statement of operations for the year then ended
- the consolidated statement of change in net debt for the year then ended
- the consolidated statement of cash flows for the year then ended
- and notes to the consolidated financial statements, including a summary of significant accounting policies

(Hereinafter referred to as the "consolidated financial statements").

In our opinion, the accompanying consolidated financial statements present fairly, in all material respects, the consolidated financial position of the City as at December 31, 2020 and its consolidated results of operations, change in net consolidated debt and its consolidated cash flows for the year then ended in accordance with Canadian public sector accounting standards.

Basis for Opinion

We conducted our audit in accordance with Canadian generally accepted auditing standards. Our responsibilities under those standards are further described in the "**Auditors' Responsibilities for the Audit of the Consolidated Financial Statements**" section of our auditors' report.

We are independent of the City in accordance with the ethical requirements that are relevant to our audit of the consolidated financial statements in Canada and we have fulfilled our other ethical responsibilities in accordance with these requirements.

We believe that the audit evidence we have obtained is sufficient and appropriate to provide a basis for our opinion.



Page 2

Responsibilities of Management and Those Charged with Governance for the Consolidated Financial Statements

Management is responsible for the preparation and fair presentation of the consolidated financial statements in accordance with Canadian public sector accounting standards and for such internal control as management determines is necessary to enable the preparation of financial statements that are free from material misstatement, whether due to fraud or error.

In preparing the consolidated financial statements, management is responsible for assessing the City's ability to continue as a going concern, disclosing, as applicable, matters related to going concern and using the going concern basis of accounting unless management either intends to liquidate the City or to cease operations, or has no realistic alternative but to do so.

Those charged with governance are responsible for overseeing the City's financial reporting process.

Auditors' Responsibilities for the Audit of the Financial Statements

Our objectives are to obtain reasonable assurance about whether the consolidated financial statements as a whole are free from material misstatement, whether due to fraud or error, and to issue an auditors' report that includes our opinion.

Reasonable assurance is a high level of assurance, but is not a guarantee that an audit conducted in accordance with Canadian generally accepted auditing standards will always detect a material misstatement when it exists.

Misstatements can arise from fraud or error and are considered material if, individually or in the aggregate, they could reasonably be expected to influence the economic decisions of users taken on the basis of the consolidated financial statements.

As part of an audit in accordance with Canadian generally accepted auditing standards, we exercise professional judgment and maintain professional skepticism throughout the audit.

We also:

- Identify and assess the risks of material misstatement of the consolidated financial statements, whether due to fraud or error, design and perform audit procedures responsive to those risks, and obtain audit evidence that is sufficient and appropriate to provide a basis for our opinion.
 The risk of not detecting a material misstatement resulting from fraud is higher than for one resulting from error, as fraud may involve collusion, forgery, intentional omissions, misrepresentations, or the override of internal control.
- Obtain an understanding of internal control relevant to the audit in order to design audit procedures that are appropriate in the circumstances, but not for the purpose of expressing an opinion on the effectiveness of the City's internal control.
- Evaluate the appropriateness of accounting policies used and the reasonableness of accounting estimates and related disclosures made by management.



Page 3

- Conclude on the appropriateness of management's use of the going concern basis of accounting and, based on the audit evidence obtained, whether a material uncertainty exists related to events or conditions that may cast significant doubt on the City's ability to continue as a going concern. If we conclude that a material uncertainty exists, we are required to draw attention in our auditors' report to the related disclosures in the consolidated financial statements or, if such disclosures are inadequate, to modify our opinion. Our conclusions are based on the audit evidence obtained up to the date of our auditors' report. However, future events or conditions may cause the City to cease to continue as a going concern.
- Evaluate the overall presentation, structure and content of the consolidated financial statements, including the disclosures, and whether the consolidated financial statements represent the underlying transactions and events in a manner that achieves fair presentation.
- Communicate with those charged with governance regarding, among other matters, the planned scope and timing of the audit and significant audit findings, including any significant deficiencies in internal control that we identify during our audit.
- Obtain sufficient appropriate audit evidence regarding the financial information of the entities or business activities within the group to express an opinion on the financial statements. We are responsible for the direction, supervision and performance of the group audit. We remain solely responsible for our audit opinion.

Chartered Professional Accountants
Prince George, Canada
May 10, 2021

This page intentionally left blank

CITY OF PRINCE GEORGE Consolidated Statement of Financial Position

as at December 31
(in thousands of dollars)

	2020	2019
FINANCIAL ASSETS		
Cash and Cash Equivalents (Note 2)	\$ 73,986	\$ 96,257
Receivables (Note 3)	25,973	22,363
Investments (Note 4)	22,076	5,105
Property Held for Resale	137	773
Deposits - Municipal Finance Authority (Note 5)	2,113	2,064
	<u>124,285</u>	<u>126,562</u>
LIABILITIES		
Accounts Payable and Accrued Liabilities (Note 6)	54,225	39,693
Deferred Revenues (Note 7)	12,694	10,434
Deferred Development Cost Charges (Note 8)	5,446	5,190
Reserves - Municipal Finance Authority (Note 5)	2,113	2,064
Debt (Schedule 5)	68,593	86,912
	<u>143,071</u>	<u>144,293</u>
NET DEBT	<u>(18,786)</u>	<u>(17,731)</u>
NON-FINANCIAL ASSETS		
Prepaid Expenses	2,008	2,469
Inventories	1,233	1,077
Tangible Capital Assets (Note 9)	770,261	730,493
	<u>773,502</u>	<u>734,039</u>
ACCUMULATED SURPLUS (Note 10)	<u>\$ 754,716</u>	<u>\$ 716,308</u>

Commitments and Contingencies (Note 13)



K. Dalio, Director of Finance

To be read in conjunction with the Notes to the Consolidated Financial Statements

CITY OF PRINCE GEORGE Consolidated Statement of Operations

for the year ended December 31
(in thousands of dollars)

	2020 Original Budget Bylaw (Note 1(a)(v))	2020 Actual	2019 Actual
REVENUES			
Taxation and Grants in Lieu, net	\$ 120,002	\$ 121,090	\$ 117,580
Sales of Services, User Rates and Rentals	53,043	48,114	53,500
Investment Income and Actuarial Earnings	3,504	4,511	5,230
Development Cost Charges Contributions	1,025	590	586
Contributions from Other Governments and Agencies	7,397	27,482	20,739
Other Revenue	7,307	5,968	9,685
Gain on Disposal of Tangible Capital Assets	-	317	3,470
Contribution of Tangible Capital Assets	-	2,474	6,240
	<u>192,278</u>	<u>210,546</u>	<u>217,030</u>
EXPENSES (Note 14)			
General Government	25,436	24,669	23,483
District Energy	1,036	984	1,058
Protective Services	53,760	55,309	53,026
Transportation Services	38,913	39,829	40,371
Water and Sewer	17,269	18,206	18,379
Sanitation and Waste Removal	2,729	3,270	3,124
Public Health and Welfare	545	620	579
Planning and Environmental Development	3,167	3,351	2,469
Parks, Recreation and Cultural Services	23,943	20,657	27,003
Other Controlled Entities	3,761	5,243	5,624
	<u>170,559</u>	<u>172,138</u>	<u>175,116</u>
ANNUAL SURPLUS (Note 12)	21,719	38,408	41,914
ACCUMULATED SURPLUS, Beginning of Year	716,308	716,308	674,394
ACCUMULATED SURPLUS, End of Year (Note 10)	<u>\$ 738,027</u>	<u>\$ 754,716</u>	<u>\$ 716,308</u>

To be read in conjunction with the Notes to the Consolidated Financial Statements

CITY OF PRINCE GEORGE Consolidated Statement of Change in Net Debt

for the year ended December 31 (in thousands of dollars)	2020 Original Budget Bylaw (Note 1 (a)(v))	2020 Actual	2019 Actual
Annual Surplus	\$ 21,719	\$ 38,408	\$ 41,914
Amortization of Tangible Capital Assets	24,400	27,144	25,955
Proceeds on Disposal of Tangible Capital Assets	-	721	4,260
Change in Inventories and Prepaid Expenses	-	306	(883)
Transfer of Property Held for Resale	-	(4)	773
Gain on Disposal of Tangible Capital Assets	-	(317)	(3,470)
	46,119	66,258	68,549
Tangible Capital Asset Additions			
Acquisition of Tangible Capital Assets	(21,208)	(64,839)	(52,717)
Contribution of Tangible Capital Assets	-	(2,474)	(6,240)
	(21,208)	(67,313)	(58,957)
Decrease (increase) in Net Debt	24,911	(1,055)	9,592
Net Debt, Beginning of Year	(17,731)	(17,731)	(27,323)
Net Debt, End of Year	\$ 7,180	\$ (18,786)	\$ (17,731)

To be read in conjunction with the Notes to the Consolidated Financial Statements

CITY OF PRINCE GEORGE Consolidated Statement of Cash Flows

for the year ended December 31 (in thousands of dollars)	2020	2019
NET INFLOW (OUTFLOW) OF CASH RELATED TO THE FOLLOWING ACTIVITIES:		
Operating		
Annual Surplus	\$ 38,408	\$ 41,914
Non-cash Charges to Operations		
Amortization	27,144	25,955
Gain on Disposal of Tangible Capital Assets	(317)	(3,470)
Contribution of Tangible Capital Assets	(2,474)	(6,240)
Actuarial Earnings on Long-term Debt	(2,478)	(2,804)
Change in Property Held for Resale	(636)	-
	59,647	55,355
(Increase) Decrease in Receivables	(3,610)	3,445
Decrease (Increase) in Prepaid Expenses	462	(800)
Increase in Inventories	(156)	(83)
Increase (Decrease) in Accounts Payable and Accrued Liabilities	14,530	(6,028)
Increase (Decrease) in Deferred Revenues	2,260	(995)
Increase in Deferred Development Cost Charges	256	417
	73,389	51,311
Capital		
Acquisition of Tangible Capital Assets	(64,839)	(52,717)
Proceeds on Disposal of Tangible Capital Assets	721	4,260
	(64,118)	(48,457)
Investing		
Increase in Investments	(16,976)	(5,105)
Financing		
Debt Proceeds	649	10,688
Repayment of Debt	(15,215)	(8,889)
	(14,566)	1,799
Decrease in Cash and Cash Equivalents	(22,271)	(452)
Cash and Cash Equivalents, Beginning of Year	96,257	96,709
Cash and Cash Equivalents, End of Year (Note 2)	\$ 73,986	\$ 96,257

To be read in conjunction with the Notes to the Consolidated Financial Statements

CITY OF PRINCE GEORGE

Notes to the Financial Statements

For the year ended December 31, 2020

General

The Notes to the Consolidated Financial Statements are an integral part of these statements. They explain the significant accounting and reporting policies and the principles that form the basis for these financial statements. The Notes also provide important supplementary information and explanations which cannot be conveniently integrated into the Consolidated Financial Statements.

On March 11, 2020, the COVID-19 outbreak was declared a pandemic by the World Health Organization. This resulted in governments worldwide, including the Canadian federal and provincial governments enacting emergency measures to combat the spread of the virus. The economic conditions and the City's response to the pandemic had a material impact on the City's operating results and financial position in 2020. The situation is dynamic and the ultimate duration and magnitude of the impact on the economy and the financial effect on the City is not known at this time.

1. Significant Accounting Policies

a) Basis of Presentation

The Consolidated Financial Statements of the City of Prince George (the "City") are prepared by management in accordance with Canadian Public Sector Accounting Standards. The Consolidated Financial Statements reflect the combined results and activities of the reporting entity which comprises all organizations that are accountable for the administration of their financial affairs and resources to the Council and are controlled or owned by the City. The Controlled entities are Prince George Public Library and Tourism Prince George Society. The City's general classification of funds and the purpose of those funds are shown below:

i) Operating Funds

These Funds include the General, District Energy, Water, and Sewer operations of the City. Operating Funds are used to record the costs associated with providing City services.

ii) Capital Funds

These Funds include General, District Energy, Water, Sewer, and Land Capital Funds. These Funds track the acquisition costs of various capital assets and the funding of these assets including related debt.

iii) Reserve Funds

Under the Community Charter of British Columbia, City Council may by bylaw establish special Reserve Funds for specific purposes. Money in a Reserve Fund and interest earned thereon must be used only for the purpose for which the Fund was established. If the amount in a Reserve Fund is greater than required, City Council may, by bylaw, transfer all or part of the balance to another Reserve Fund.

iv) Trust Funds

These Funds have been created to hold cash assets that must be used for specific purposes and/or beneficiaries and according to certain agreements. In accordance with Canadian Public Sector Accounting Standards, Trust Funds administered by the City are not to be included in the City's Consolidated Financial Statements. These Trust Funds are presented in Schedule 4.

CITY OF PRINCE GEORGE

Notes to the Financial Statements

For the year ended December 31, 2020

1. Significant Accounting Policies, continued

a) Basis of Presentation, continued

v) Original Budget Bylaw

The original budget bylaw, stated in the Consolidated Statements of Operations and Changes in Net Debt, represents the budget bylaw adopted in May 2020. Any budget amendments subsequently adopted by Council have not been included.

b) Basis of Accounting

The City follows the accrual method of accounting for revenues and expenses. Revenues are recognized in the year in which they are earned and measurable. Expenses are recognized as they are incurred and measurable as a result of receipt of goods and services and/or the creation of a legal obligation to pay.

c) Cash and Cash Equivalents

Cash and cash equivalents consist of cash and highly liquid money market investments that are readily convertible to known amounts of cash and that are subject to an insignificant risk of change in value. These short-term investments generally have a maturity of three months or less at acquisition and are held for the purpose of meeting short-term cash commitments rather than for investing.

d) Investments

Investments are recorded at cost, adjusted for amortization of premiums or discounts. Provisions for losses are recorded when they are considered to be other than temporary.

e) Property Held for Resale

Property held for resale are those expected to be sold within one year. They are valued at the lower of cost or expected net realizable value. Cost includes amounts for improvements to prepare the property for sale.

f) Deferred Revenues

Deferred revenues includes grants, contributions and other amounts received from third parties pursuant to legislation, regulation and agreement which may only be used in certain programs or in the completion of specific work. In addition, certain user charges and fees are collected for which the related services have yet to be performed. Revenue is recognized in the period when the related expenses are incurred or services performed.

CITY OF PRINCE GEORGE

Notes to the Financial Statements

For the year ended December 31, 2020

1. Significant Accounting Policies, continued

g) Financial Instruments

The City's financial instruments consist of cash and cash equivalents, receivables, investments, deposits and reserves with the Municipal Finance Authority, accounts payable and accrued liabilities and debt. Unless otherwise noted, it is management's opinion that the City is not exposed to significant interest, currency or credit risks arising from these financial instruments. The fair value of these financial instruments approximate their carrying values, unless otherwise noted.

h) Non-Financial Assets

Non-financial assets are not available to discharge existing liabilities and are held for use in the provision of services. They have useful lives extending beyond the current year and are not intended for sale in the ordinary course of operations. The change in non-financial assets during the year, together with the annual surplus, provides the Change in Net Debt for the year.

i) Tangible Capital Assets

Tangible capital assets are recorded at cost which includes all amounts that are directly attributable to the acquisition, construction, development, or betterment of the asset, excluding interest costs.

Assets under construction are not amortized until the asset is available for productive use.

Tangible capital assets received as contributions are recorded at their fair value at the date of receipt, and that fair value is also recorded as revenue.

The cost, less residual value, of tangible capital assets (except for Tourism Prince George Society's tangible capital assets) are amortized on a straight-line basis over their estimated useful lives as follows:

Land	Not amortized
Building & Improvements	15 - 35 years
Vehicles, Machinery, & Equipment	3 - 20 years
Other	5 - 20 years
Infrastructure	
Roads	17 - 100 years
Parks	10 - 75 years
Water	10 - 80 years
Sanitary Sewer	12 - 140 years
Storm Drainage	25 - 140 years
Energy & Communication	35 - 40 years

Tourism Prince George Society uses the following methods and rates to amortize its assets:

Vehicles, Machinery, & Equipment	20 - 55%	Declining Balance
Leasehold Improvements	4 years	Straight-Line

CITY OF PRINCE GEORGE

Notes to the Financial Statements

For the year ended December 31, 2020

1. Significant Accounting Policies, continued

j) Works of Arts and Culture

Works of art and cultural and historical assets are not recognized as assets in the financial statements.

k) Capital Leases

Leases that, from the point of view of the lessee, transfer substantially all the benefits and risks incident to ownership of the property to the City are considered capital leases. These are accounted for as an asset and an obligation. Capital lease obligations are recorded at the present value of the minimum lease payments excluding executor costs, ie. insurance, maintenance costs, etc. The discount rate used to determine the present value of the lease payments is the lower of the City's rate for incremental borrowing or the interest rate implicit in the lease.

l) Inventories

Inventories consist of supplies, repair parts and materials consumed in operations and capital projects. Inventory is recorded at cost which is determined on a weighted average basis.

m) Debt

Debt is recorded net of repayments and actuarial earnings. Principal debt repayment is recorded in operating funds in the year that it is repaid.

n) Revenue Recognition

Taxation revenues are recognized when levied in May of each year as this is when taxation revenues are authorized and the taxable event occurs. Taxation revenue is initially measured at realizable value. At year end, the City evaluates the ultimate collectability of taxation receivables and adjusts any valuation allowance. Interest and operating grants are recognized as earned.

Government transfers without stipulations are recognized as revenues in the period in which the transfer is authorized, any eligibility criteria have been met, and reasonable estimates of the amounts can be made. Government transfers with stipulations are recognized as revenue in the period the transfer is authorized and all eligibility criteria have been met, except when and to the extent that the transfer gives rise to an obligation that meets the definition of a liability. Any such liability is reduced, and an equivalent amount of revenue is recognized as the liability is settled. Grants in lieu of taxes are recorded on an accrual basis when it is possible to reasonably estimate the amounts receivable.

o) Expenses

Expenses are generally recognized as they are incurred and when the goods and services are received and/or a legal obligation to pay is established.

CITY OF PRINCE GEORGE

Notes to the Financial Statements

For the year ended December 31, 2020

1. Significant Accounting Policies, continued

p) Accumulated Surplus

Accumulated surplus is the amount by which all financial and non-financial assets exceed all liabilities and indicates the net economic resources available to provide future services. Accumulated surplus is represented by various fund balances and equity in capital assets.

q) Post-Employment Benefits

The City accrues expenses for post-employment benefits when they exist as specified in the collective agreements such as a one month retirement allowance and sick gratuity for International Association of Fire Fighters (IAFF). The City accrues a percentage of compensated absences (sick leave) as obligated for Canadian Union of Public Employees (CUPE) employees as the employees render services necessary to earn future benefits. City employees retiring do not receive any retirement allowance that either vests or accrues over the period of employment. CUPE sick benefits are vested at 25% and are also accrued. Management sick benefits do not accrue and are not vested. The City recognizes an expense for all other compensated absences (sick leave) and benefits as incurred.

The City and its employees make contributions to the Municipal Pension Plan. As this plan is a multi-employer plan, contributions are expensed as incurred.

r) Contaminated Sites

Contaminated sites are defined as the result of contamination being introduced in air, soil, water or sediment of a chemical, organic, or radioactive material or live organism that exceeds an environmental standard. A liability for remediation of contaminated sites is recognized, net of any expected recoveries, when all of the following criteria are met:

- (i) an environmental standard exists,
- (ii) contamination exceeds the environmental standard,
- (iii) the organization is directly responsible or accepts responsibility for the liability,
- (iv) future economic benefits will be given up, and
- (v) a reasonable estimate of the liability can be made.

CITY OF PRINCE GEORGE

Notes to the Financial Statements

For the year ended December 31, 2020

1. Significant Accounting Policies, continued

s) Use of Estimates

The preparation of consolidated financial statements in conformity with Canadian Public Sector Accounting Standards requires management to make estimates and assumptions that affect the reported amounts of assets and liabilities, and disclosure of contingent assets and liabilities, at the date of the consolidated financial statements and the reported amount of revenues and expenses during the period. Items requiring estimates include the collectability of accounts receivable, accrued liabilities, useful lives of tangible capital assets, rates for amortization, employee benefits, existence of contaminated sites and impairment of investments and tangible capital assets.

Estimates are based on the best information available at the time of preparation of the consolidated financial statements and are reviewed annually to reflect new information as it becomes available. Measurement uncertainty exists in these consolidated financial statements. Actual results could differ from these estimates.

2. Cash and Cash Equivalents

	2020 (000's)	2019 (000's)
Cash	\$ 21,459	\$ 12,149
Cash Equivalents	51,111	83,107
	<u>72,570</u>	<u>95,256</u>
Other Controlled Entities	1,416	1,001
	<u>\$ 73,986</u>	<u>\$ 96,257</u>

CITY OF PRINCE GEORGE Notes to the Financial Statements

For the year ended December 31, 2020

3. Receivables

	2020 (000's)	2019 (000's)
General Operating Fund		
Property Taxes	\$ 6,646	\$ 5,319
Federal Government	1,927	1,999
Provincial Government	1,829	2,495
Regional District of Fraser-Fort George	760	506
NDIT Grant Recipient Program	3,773	4,266
Accounts Receivable	2,019	3,005
Refuse Rates	398	423
	<u>17,352</u>	<u>18,013</u>
Water Operating Fund		
Water Utility Rates	<u>1,956</u>	<u>2,072</u>
Sewer Operating Fund		
Sewer Utility Rates	<u>1,313</u>	<u>1,396</u>
General Capital Fund		
Provincial Government	350	568
Miscellaneous	4,684	-
	<u>5,034</u>	<u>568</u>
Other Controlled Entities		
Prince George Public Library	43	22
Tourism Prince George Society	275	292
	<u>318</u>	<u>314</u>
Total	<u>\$ 25,973</u>	<u>\$ 22,363</u>

CITY OF PRINCE GEORGE Notes to the Financial Statements

For the year ended December 31, 2020

4. Investments

	2020 (000's)	2019 (000's)
MFA Intermediate Funds	\$ 19,892	\$ -
MFA Bond Funds	<u>1,969</u>	<u>4,896</u>
	21,861	4,896
Other Controlled Entities	<u>215</u>	<u>209</u>
	<u>\$ 22,076</u>	<u>\$ 5,105</u>

Investments are recorded at cost. As at December 31, 2020, the fair market value of the investments is \$22,320,000 (2019 - \$5,205,000).

5. Municipal Finance Authority Debt Reserve Fund

The City issues its debt instruments through the Municipal Finance Authority ("MFA"). As a condition of the borrowing, the City is obligated to lodge security by means of demand notes and interest bearing cash deposits based on the amount of the borrowing. The deposits are included in the City's financial statements as MFA cash deposits. If the debt is repaid without default, the deposits are refunded to the City. The notes as disclosed in note 13(e), which are contingent in nature, are held by the MFA to act as security against the possibility of debt repayment default and are not recorded in the financial statements. Upon the maturity of a debt issue, the demand notes are released and deposits refunded to the City.

CITY OF PRINCE GEORGE

Notes to the Financial Statements

For the year ended December 31, 2020

6. Accounts Payable and Accrued Liabilities

	2020 (000's)	2019 (000's)
General Operating Fund		
Federal Government	\$ 12,257	\$ 8,879
Provincial Government	10,158	2,833
Regional District of Fraser-Fort George	375	244
Trade Accounts Payables	20,025	16,445
Payroll Statutory Liabilities	3,099	2,711
Vacation, Sick Leave, and Firefighters Gratuities	7,109	7,227
Accrued Interest on Capital Lease	228	257
Accrued Interest on Debt	582	636
	<u>53,833</u>	<u>39,232</u>
District Energy Operating Fund		
Accrued Interest on Debt	<u>2</u>	<u>2</u>
Water Operating Fund		
Accrued Interest on Debt	<u>94</u>	<u>95</u>
Sewer Operating Fund		
Accrued Interest on Debt	<u>22</u>	<u>22</u>
General Capital Fund		
Accrued Interest on Debt	3	5
Trade Accounts Payable	-	16
	<u>3</u>	<u>21</u>
Other Controlled Entities		
Prince George Public Library	130	172
Tourism Prince George Society	141	149
	<u>271</u>	<u>321</u>
Total	<u>\$ 54,225</u>	<u>\$ 39,693</u>

CITY OF PRINCE GEORGE

Notes to the Financial Statements

For the year ended December 31, 2020

7. Deferred Revenues

The City records deferred revenue for funds received in advance on services not yet rendered and is recognized into revenue during the period when service is provided. The City also records deferred revenue when a contract specifies how the resources are to be used and therefore funds received in advance are deferred until the period when the requirement is met. Because these funds are restricted in nature they are shown as a liability.

	2020 (000's)	2019 (000's)
Operating Funds		
Taxes	\$ 7,841	\$ 7,385
Fees and charges		
General	2,612	2,562
Water	53	24
Sewer	32	45
Capital Funds		
Fees and Charges	-	3
Contributions Received for Land	178	221
Grants		
Other	1,894	136
	<u>12,610</u>	<u>10,376</u>
Other Controlled Entities		
Prince George Public Library	15	10
Tourism Prince George Society	69	48
	<u>84</u>	<u>58</u>
Total	<u>\$ 12,694</u>	<u>\$ 10,434</u>

CITY OF PRINCE GEORGE

Notes to the Financial Statements

For the year ended December 31, 2020

8. Deferred Development Cost Charges (DCC)

The City collects DCCs to pay for a proportionate share of infrastructure related to new growth. In accordance with the Community Charter of British Columbia, these funds must be deposited into a separate reserve fund. When the related costs are incurred, the DCCs are recognized as revenue. Because these funds are restricted in nature they are shown as a liability.

	2020 (000's)	2019 (000's)
Deferred DCC by Type		
Roads	\$ 1,068	\$ 1,037
Drainage	423	411
Parkland	378	368
Sewer	2,545	2,394
Water	1,032	980
	<u>\$ 5,446</u>	<u>\$ 5,190</u>
Deferred DCC		
Balance, Beginning of Year	\$ 5,190	\$ 4,773
Investment Income	85	128
DCCs Levied in the Year	760	875
	<u>845</u>	<u>1,003</u>
Transfers to General Capital	(310)	(442)
Transfers to Water Capital	(169)	(3)
Transfers to General Asset Maintenance	(110)	(117)
Transfers to Water Asset Maintenance	-	(24)
	<u>(589)</u>	<u>(586)</u>
Balance, End of Year	<u>\$ 5,446</u>	<u>\$ 5,190</u>

CITY OF PRINCE GEORGE

Notes to the Financial Statements

For the year ended December 31, 2020

9. Tangible Capital Assets

	2020 (000's)	2019 (000's)
Land	\$ 103,068	\$ 101,214
Buildings & Improvements	107,752	65,461
Vehicles, Machinery & Equipment	27,758	22,152
Other	492	532
Infrastructure		
Roads	169,065	165,709
Parks	20,584	21,497
Water	111,484	101,026
Sanitary Sewer	79,017	78,251
Storm Drainage	61,420	56,011
Energy & Communication	46,510	48,360
Assets Under Construction	43,111	70,280
	<u>\$ 770,261</u>	<u>\$ 730,493</u>

For additional information, see the Schedule of Tangible Capital Assets (Schedule 3).

Assets contributed to the City totaled \$2,474,000 (2019 - \$6,240,000) and were capitalized at their fair value at the time of receipt.

10. Accumulated Surplus

	2020 (000's)	2019 (000's)
Operating - (Deficit) Surplus	\$ (17,697)	\$ 2,675
Reserves	70,744	65,395
Investment in Tangible Capital Assets	701,669	648,238
	<u>\$ 754,716</u>	<u>\$ 716,308</u>

CITY OF PRINCE GEORGE

Notes to the Financial Statements

For the year ended December 31, 2020

11. Contractual Rights

a) **Fortis BC**

The City entered into an agreement with Fortis BC (formerly Terasen Gas Inc.) that has resulted in the creation of the Fortis BC Reserve Fund.

Capital Lease - under the terms of the agreement, the City has entered into a 35 year capital lease with Fortis BC commencing November 1, 2004, for the natural gas distribution system within the municipality's boundary. The City has prepaid \$58,596,000 of the capital lease obligation and has financed the prepayment through debenture debt. The remaining obligation of \$3,000,000 which is included in long-term debt, will be paid with annual lease payments of \$273,108 including interest of 5.460% per annum.

Operating Lease - the City has also entered into a 17 year operating lease with Fortis BC commencing November 1, 2004, whereby the City leases back to Fortis BC the operations of the gas distribution system. Under the operating lease, Fortis BC is required to make annual lease payments to the City calculated by a formula specified in the agreement. At the end of the 17 year term, Fortis BC has the option of making a termination payment to the City equal to the unamortized portion of the City's \$58,596,000 prepayment which is estimated to be \$29,389,000 or negotiate a new 18 year operating lease with a continuation of the annual lease payments which existed under the previous 17 year operating lease. All debt payments to Fortis will cease at the end of the 17 year term. Projected income is listed below:

	(000's)
2021	<u>\$ 2,118</u>

b) **Regional District of Fraser-Fort George**

The City entered into a contract with the Regional District of Fraser-Fort George to provide personnel and facility space for the purposes of operating the Fire Operations Communication Centre portion of the centralized fire dispatch service. The term of the contract commenced on January 1, 2018 and terminates December 31, 2022. The annual fees to be received by the City for the provision of fire dispatch services during the remaining term of the agreement is as follows:

	(000's)
2021	<u>\$ 1,586</u>
2022	<u>1,605</u>
	<u>\$ 3,191</u>

12. Budgeted Surplus

The planned surplus of \$21,719,000, reflected in the Original Budget Bylaw Column on the Consolidated Statement of Operations was approved by Council in May 2020 upon finalization of the 2020 Annual Budget Bylaw. The approved annual budget bylaw has been adjusted for presentation in these financial statements to conform with Canadian Public Sector Accounting Standards. These adjustments included removing the purchase of tangible capital assets, debt servicing and deferred revenue and including amortization expense.

CITY OF PRINCE GEORGE

Notes to the Financial Statements

For the year ended December 31, 2020

13. Commitments and Contingencies

a) The City is jointly and severally liable, as a member of the Regional District of Fraser-Fort George for any actuarial earnings deficiencies, and capital debt issued through the Regional District.

b) The City and its employees contribute to the Municipal Pension Plan (a jointly trustee pension plan). The board of trustees, representing plan members and employers, is responsible for administering the plan, including investment of assets and administration of benefits. The plan is a multi-employer defined benefit pension plan. Basic pension benefits are based on a formula. As at December 31, 2019, the plan has about 213,000 active members and approximately 106,000 retired members. Active members include approximately 41,000 contributors from local government.

Every three years, an actuarial valuation is performed to assess the financial position of the plan and adequacy of plan funding. The actuary determines an appropriate combined employer and member contribution rate to fund the plan. The actuary's calculated contribution rate is based on the entry-age normal cost method, which produces the long-term rate of member and employer contributions sufficient to provide benefits for average future entrants to the plan. This rate may be adjusted for the amortization of any actuarial funding surplus and will be adjusted for the amortization of any unfunded actuarial liability.

The most recent valuation for the Municipal Pension Plan as at December 31, 2018 indicated a \$2,866 million funding surplus for basic pension benefits on a going concern basis.

The City paid \$5,956,000 (2019 - \$5,713,000) for employer contributions while employees contributed \$4,949,000 (2019 - \$4,743,000) to the plan in fiscal 2020.

The Prince George Public Library paid \$206,000 (2019 - \$192,000) for employer contributions while employees contributed \$182,000 (2019 - \$167,000) to the plan in fiscal 2020.

The next valuation will be as at December 31, 2021, with results available in 2022.

Employers participating in the Plan record their pension expense as the amount of employer contributions made during the fiscal year (defined contribution pension plan accounting). This is because the plan records accrued liabilities and accrued assets for the plan in aggregate, resulting in no consistent and reliable basis for allocating the obligation, assets and cost to the individual employers participating in the plan.

c) The City has been named as a defendant in various legal actions. No reserve or liability has been recorded regarding any of these legal actions or possible claims because the amount of the loss, if any, is undeterminable. Settlement, if any, made with respect to these actions would be accounted for as a charge to expenditures in the period in which it is likely that a future event will confirm the existence of a liability and the amount can be reasonably estimated.

d) The City is committed to a third party under an agreement for the supply and operation of an off-street parking facility. The City's annual payment in respect of this commitment is \$183,208 for a period of 30 years commencing August 1, 1997.

e) The City has issued a Demand Note to the Municipal Finance Authority (the "Authority") in the amount of \$3,982,000 (2019 - \$3,968,000). This Demand Note together with the cash deposit, as disclosed in Note 5, comprise an amount equal to one-half of the average annual installment of principal and interest for repayment of debenture debt issued by the Authority on behalf of the City, and is a requirement of the Authority.

CITY OF PRINCE GEORGE

Notes to the Financial Statements

For the year ended December 31, 2020

14. Expenses by Object

	2020 (000's)	2019 (000's)
Labour and Benefits	\$ 69,373	\$ 70,587
Materials and Supplies	6,281	6,002
City Fleet Expense	3,144	3,641
Contracted Services	16,491	19,274
Electricity and Natural Gas	4,590	4,940
RCMP Contract	24,871	22,841
Professional Services and Insurance	2,780	3,319
Grants	2,824	1,937
Miscellaneous	4,840	6,260
Debt Interest and Fiscal Services	4,881	5,136
Amortization	27,144	25,955
Other Controlled Entities	4,919	5,224
	<u>\$ 172,138</u>	<u>\$ 175,116</u>

15. Segmented Information

The City is a government institution that provides a wide range of services to its citizens, including police, fire, recreation and culture, transportation and public transit, development planning, sanitation, water and sewer. For management reporting purposes the City's operations and activities are organized and reported by fund. Funds were created for the purpose of recording specific activities to attain certain objectives in accordance with special regulations, restrictions or limitations. City services are provided by departments and their activities are reported by these funds and are disclosed in the segmented information.

The accounting policies used in these segments are consistent with those followed in the preparation of the Consolidated Financial Statements as disclosed in Note 1. For additional information see the Schedule of Segment Disclosure (Schedule 1).

For each reported segment, revenues and expenses represent both amounts that are directly attributable to the segment and amounts that are allocated on a reasonable basis. The General Revenue Fund reports on municipal services that are funded primarily by taxation such as property and business tax revenues. Certain division and departments that have separately disclosed in the segmented information along with the services they provide are as follows:

Protective Services

Protective Services includes Police Protection, Fire Protection, Emergency Measures and Bylaw Enforcement. Police Protection is provided to the City by the Royal Canadian Mounted Police (RCMP) through a police services contract with the Province of British Columbia (BC). Together the RCMP and the municipal employees at the detachment are committed to optimizing public safety through the community policing concept. Fire Protection includes fire suppression and protection, first responder medical services and emergency rescue, and fire dispatch within the City and Regional District. Emergency Measures provides a comprehensive emergency plan for coordinating response to emergencies and disasters. Bylaw Enforcement provides animal and parking control and other enforcement as required to support the bylaws in place within the community for the purpose of health, safety and security.

CITY OF PRINCE GEORGE

Notes to the Financial Statements

For the year ended December 31, 2020

15. Segmented Information, continued

Community Services

Community Services provides public services that support recreation, sport and leisure activities in the aquatic and arena facilities, convention, entertainment, meeting, events and sport activities in the CN Centre and Prince George Conference and Civic Centre, the development of partnerships for health and social solutions at the community level and the provision of civic facilities for the community.

Transportation Services

This segment includes the provision of Street Maintenance which includes pavement repair, line painting, street cleaning, dust control, sidewalk maintenance, traffic sign and street light installation and maintenance. Transit services are provided in partnership with BC Transit; parking lots and parkades provide for off-street parking for downtown businesses; fleet vehicles service the organization's operational requirements; storm drainage controls drainage through open and piped systems; and snow and ice control provides snow removal and salt and sanding applications to the road network.

Planning and Environmental Development

Planning includes both short and long-term development planning and application processing and permits as well as inspections, planning for neighbourhoods, parks, open spaces and pathways, and infrastructure planning and management. Environmental Development includes services and planning related to community forest, wildfire hazards, air quality, climate change, natural environment, ecosystem and habitat protection.

Sanitation and Waste Removal

This segment provides residential and (limited) commercial solid waste collection service and annual spring clean-up operations.

Public Health and Welfare

This segment provides for the Memorial Park Cemetery service and maintenance of the grounds.

Administration

The Administration of the City is captured under this section which includes Council, Office of the City Manager, Legislative Services, External Relations, Human Resources, Finance, Service Centre, Risk and Procurement and IT Services.

District Energy

This segment provides energy for space heating and domestic water heating to buildings located within a service area. The infrastructure and operations are funded through a combination of user fees and contributions from General Operating Fund.

CITY OF PRINCE GEORGE

Notes to the Financial Statements

For the year ended December 31, 2020

15. Segmented Information, continued

Water Services

Water Services provides potable water to the community which includes the pumping, treatment and distribution system and the wells and reservoirs. The infrastructure and operations are funded through a combination of user fees, grants, and special levies.

Sewer Services

Sewer Services provides for the collection and treatment of sewage which includes operation of the lift stations and wastewater treatment centre. The infrastructure and operations are funded through a combination of user fees, grants, and special levies.

Asset Maintenance

This segment provides the investment in asset maintenance funded through transfers from reserves, DCCs, levies and fees. The costs represent amounts incurred for capital asset maintenance that do not meet the capitalization threshold as established for financial reporting purposes.

Reserves and Other Funds

Reserve funds have been created to hold financial assets for specific future requirements. Reserve funds are generally used for tangible capital asset acquisition and reinvestment.

Other Controlled Entities

Other controlled entities include the Prince George Public Library and Tourism Prince George Society.

16. Comparative Figures

Certain 2019 figures have been reclassified to conform to the 2020 financial statement presentation.

This page intentionally left blank

Supplementary Financial Information

For the Year Ended December 31, 2020

City of Prince George
Schedule 1 - Segment Disclosure - 2020

for the year ended December 31 (in thousands of dollars)	General Operating Fund				
	Protective Services	Community Services	Transportation Services	Planning & Environment Development	Sanitation & Waste Removal
REVENUES					
Taxation and Grants in Lieu, net	\$ -	\$ -	\$ -	\$ -	\$ -
Sales of Services, User Rates and Rentals	2,132	3,019	2,892	13	4,705
Investment Income and Actuarial Earnings	-	5	7	-	-
Development Cost Charges Contributions	-	-	-	-	-
Contributions from Other Governments and Agencies	63	2,135	-	2	-
Other Revenue	1,003	(163)	695	2,804	38
Gain on Disposal of Tangible Capital Assets	-	-	-	-	-
Asset Contributions	-	-	-	-	-
	<u>3,198</u>	<u>4,996</u>	<u>3,594</u>	<u>2,819</u>	<u>4,743</u>
EXPENSES					
Labour and Benefits	24,644	8,715	9,573	2,709	1,163
Goods and Services	27,469	6,081	14,239	260	1,750
Debt Interest and Fiscal Services	912	118	691	-	-
Amortization	2,447	3,814	11,225	-	329
Prince George Public Library	-	-	-	-	-
Tourism Prince George Society	-	-	-	-	-
	<u>55,472</u>	<u>18,728</u>	<u>35,728</u>	<u>2,969</u>	<u>3,242</u>
NET SURPLUS (DEFICIT) BEFORE TRANSFERS	<u>(52,274)</u>	<u>(13,732)</u>	<u>(32,134)</u>	<u>(150)</u>	<u>1,501</u>
Transfers	(1,197)	(1,755)	3,577	(271)	(1,859)
ANNUAL SURPLUS (DEFICIT)	<u>\$ (53,471)</u>	<u>\$ (15,487)</u>	<u>\$ (28,557)</u>	<u>\$ (421)</u>	<u>\$ (358)</u>

City of Prince George
Schedule 1 - Segment Disclosure - 2020

	General Operating Fund							Other Controlled Entities	Consolidated 2020
	Public Health & Welfare	Administration	District Energy	Water	Sewer	Asset Maintenance	Reserves & Other Funds		
	\$ -	\$ 119,804	\$ -	\$ 22	\$ 300	\$ -	\$ -	964	\$ 121,090
	511	4,968	277	16,301	13,235	-	-	61	48,114
	-	2,880	-	347	129	-	1,131	12	4,511
	-	-	-	169	-	111	310	-	590
	-	17,935	-	214	14	82	6,373	664	27,482
	3	2,479	-	183	132	267	(1,586)	113	5,968
	-	-	-	(20)	-	-	351	(14)	317
	-	-	-	497	165	-	1,812	-	2,474
	<u>514</u>	<u>148,066</u>	<u>277</u>	<u>17,713</u>	<u>13,975</u>	<u>460</u>	<u>8,391</u>	<u>1,800</u>	<u>210,546</u>
	407	12,188	36	2,449	2,689	4,800	-	-	69,373
	139	5,392	278	1,746	1,547	6,920	-	-	65,821
	5	2,528	25	467	135	-	-	-	4,881
	49	3,518	617	2,485	2,336	-	-	324	27,144
	-	-	-	-	-	-	-	3,711	3,711
	-	-	-	-	-	-	-	1,208	1,208
	<u>600</u>	<u>23,626</u>	<u>956</u>	<u>7,147</u>	<u>6,707</u>	<u>11,720</u>	<u>-</u>	<u>5,243</u>	<u>172,138</u>
	(86)	124,440	(679)	10,566	7,268	(11,260)	8,391	(3,443)	38,408
	(84)	(23,832)	1,094	(9,282)	(5,898)	11,260	28,247	-	-
	<u>\$ (170)</u>	<u>\$ 100,608</u>	<u>\$ 415</u>	<u>\$ 1,284</u>	<u>\$ 1,370</u>	<u>\$ -</u>	<u>\$ 36,638</u>	<u>\$ (3,443)</u>	<u>\$ 38,408</u>

Asset Maintenance Expenses by Fund	
General	\$ 7,340
District Energy	29
Water	2,674
Sewer	1,677
	<u>\$ 11,720</u>

City of Prince George
Schedule 1 - Segment Disclosure - 2019

for the year ended December 31 (in thousands of dollars)	General Operating Fund				
	Protective Services	Community Services	Transportation Services	Planning & Environment Development	Sanitation & Waste Removal
REVENUES					
Taxation and Grants in Lieu, net	\$ -	\$ -	\$ -	\$ -	\$ -
Sales of Services, User Rates and Rentals	2,214	7,715	4,319	17	4,577
Investment Income and Actuarial Earnings	-	-	14	-	-
Development Cost Charges Contributions	-	-	-	-	-
Contributions from Other Governments and Agencies	(449)	769	-	184	-
Other Revenue	765	588	997	2,877	120
Gain (Loss) on Disposal of Tangible Capital Assets	-	-	-	-	-
Asset Contributions	-	-	-	-	-
	<u>2,530</u>	<u>9,072</u>	<u>5,330</u>	<u>3,078</u>	<u>4,697</u>
EXPENSES					
Labour and Benefits	24,660	12,124	9,078	2,097	1,105
Goods and Services	25,224	8,390	16,499	313	1,643
Interest	946	123	856	-	-
Amortization	2,028	3,959	10,724	-	306
Prince George Public Library	-	-	-	-	-
Tourism Prince George Society	-	-	-	-	-
	<u>52,858</u>	<u>24,596</u>	<u>37,157</u>	<u>2,410</u>	<u>3,054</u>
NET SURPLUS (DEFICIT) BEFORE TRANSFERS	<u>(50,328)</u>	<u>(15,524)</u>	<u>(31,827)</u>	<u>668</u>	<u>1,643</u>
Transfers	(1,345)	(1,817)	2,685	(270)	(1,986)
ANNUAL SURPLUS (DEFICIT)	<u>\$ (51,673)</u>	<u>\$ (17,341)</u>	<u>\$ (29,142)</u>	<u>\$ 398</u>	<u>\$ (343)</u>

City of Prince George
Schedule 1 - Segment Disclosure - 2019

	General Operating Fund							Other Controlled Entities	Consolidated 2019
	Public Health & Welfare	Administration	District Energy	Water	Sewer	Asset Maintenance	Reserves & Other Funds		
	\$ -	\$ 115,868	\$ -	\$ 22	\$ 425	\$ -	\$ -	1,265	\$ 117,580
	510	5,014	206	16,053	12,789	5	-	81	53,500
	-	2,983	1	329	143	-	1,748	12	5,230
	-	-	-	3	-	117	466	-	586
	-	18,951	-	10	-	168	807	299	20,739
	-	2,586	-	304	229	226	715	278	9,685
	-	-	-	(34)	-	-	3,508	(4)	3,470
	-	-	-	878	766	-	4,596	-	6,240
	<u>510</u>	<u>145,402</u>	<u>207</u>	<u>17,565</u>	<u>14,352</u>	<u>516</u>	<u>11,840</u>	<u>1,931</u>	<u>217,030</u>
	390	10,889	56	2,779	2,680	4,729	-	-	70,587
	120	5,660	272	1,925	1,534	6,634	-	-	68,214
	9	2,592	33	469	108	-	-	-	5,136
	49	3,346	607	2,327	2,209	-	-	400	25,955
	-	-	-	-	-	-	-	3,686	3,686
	-	-	-	-	-	-	-	1,538	1,538
	<u>568</u>	<u>22,487</u>	<u>968</u>	<u>7,500</u>	<u>6,531</u>	<u>11,363</u>	<u>-</u>	<u>5,624</u>	<u>175,116</u>
	(58)	122,915	(761)	10,065	7,821	(10,847)	11,840	(3,693)	41,914
	(81)	(29,510)	610	(8,264)	(5,435)	10,847	34,566	-	-
	<u>\$ (139)</u>	<u>\$ 93,405</u>	<u>\$ (151)</u>	<u>\$ 1,801</u>	<u>\$ 2,386</u>	<u>\$ -</u>	<u>\$ 46,406</u>	<u>\$ (3,693)</u>	<u>\$ 41,914</u>

Asset Maintenance Expenses by Fund	
General	\$ 6,925
District Energy	90
Water	2,397
Sewer	1,951
	<u>\$ 11,363</u>

**City of Prince George
Schedule 2 - Reserve Funds**

for the year ended December 31, 2020 (in thousands of dollars)	General Capital (a)	Water Capital	Sewer Capital	Downtown Off- Street Parking	Computers & Equipment (b)
Reserve Funds					
Equity, Beginning of Year	\$ 17,706	\$ 10,356	\$ 7,700	\$ 1,844	\$ 4,007
Investment Income	263	183	133	37	60
Third Party Contributions	-	-	-	-	-
Transfers from (to)					
General Operating Fund	(273)	-	-	1,244	419
General Capital	(8,424)	66	68	(482)	(1,374)
District Energy Capital	(537)	-	-	-	-
Water Operating Fund	-	6,811	-	-	-
Water Capital	-	(5,291)	-	-	-
Sewer Operating Fund	-	-	5,309	-	-
Sewer Capital	-	-	(3,022)	-	-
Land Capital	-	-	-	-	-
Other Reserves	(1,925)	-	-	-	205
	(11,159)	1,586	2,355	762	(750)
Equity, End of Year	\$ 6,810	\$ 12,125	\$ 10,188	\$ 2,643	\$ 3,317

**City of Prince George
Schedule 2 - Reserve Funds**

Land Development	Northern Capital & Planning	Snow Control	Road Rehabilitation	Safe Restart Grant	Other Statutory & Regulated (c)	Total 2020
\$ 1	\$ 7,697	\$ -	\$ 592	\$ -	\$ 15,492	\$ 65,395
-	171	7	30	-	248	1,132
-	-	-	-	-	-	-
-	5,885	(7)	5,648	6,110	3,267	22,293
225	(1,657)	-	(5,091)	-	(3,118)	(19,787)
-	-	-	-	-	-	(537)
-	-	-	-	-	-	6,811
-	-	-	-	-	-	(5,291)
-	-	-	-	-	-	5,309
-	-	-	-	-	-	(3,022)
(1,559)	-	-	-	-	-	(1,559)
1,334	-	-	-	-	386	-
-	4,228	(7)	557	6,110	535	4,217
\$ 1	\$ 12,096	\$ -	\$ 1,179	\$ 6,110	\$ 16,275	\$ 70,744

(a) RRFE Gaming Reserve
Endowment Fund
Capital Expenditure Reserve
General Infrastructure Reinvestment Reserve

(b) Mobile Equipment Reserve
Computer Equipment Reserve

(c) Storm Drainage Reserve
Debt Reduction Reserve
Southwest Sector Recreation Reserves
Parkland Acquisition Reserve
Fortis BC Reserve
Extension - Ospika / Marleau Reserve
EVP Crown Land Forestry Reserve
Solid Waste Reserve
Community Works Fund Reserve
Climate Action Revenue Incentive Program Reserve
Major Events Reserve
Miscellaneous Reserve
Performing Arts Reserve
Community Fibre Optic Reserve

City of Prince George
Schedule 3 - Tangible Capital Assets - 2020

for the year ended December 31 (in thousands of dollars)	Assets Under Construction	Land	Buildings & Improvements	Vehicles, Machinery & Equip	Other
Cost					
Opening costs,	\$ 70,280	\$ 101,214	\$ 216,483	\$ 55,801	\$ 1,300
Additions during the year	24,076	1,782	19,920	8,110	157
Transfers to tangible capital assets	(51,245)	110	27,948	2,207	-
Property held for resale	-	4	-	-	-
Disposals	-	(42)	(917)	(2,889)	(214)
Closing costs	43,111	103,068	263,434	63,229	1,243
Accumulated Amortization					
Opening accumulated amortization	-	-	151,022	33,649	768
Amortization	-	-	5,558	4,659	200
Disposals	-	-	(898)	(2,837)	(217)
Closing accumulated amortization	-	-	155,682	35,471	751
Net Book Value of Tangible Capital Assets	\$ 43,111	\$ 103,068	\$ 107,752	\$ 27,758	\$ 492

City of Prince George
Schedule 3 - Tangible Capital Assets - 2020

Infrastructure						Total 2020
Roads	Parks	Water	Sanitary Sewer	Storm Drainage	Energy & Comm	
\$ 328,458	\$ 37,833	\$ 159,307	\$ 132,402	\$ 76,267	\$ 80,637	\$ 1,259,982
7,961	309	1,743	921	1,800	534	67,313
3,179	-	11,220	2,181	4,400	-	-
-	-	-	-	-	-	4
(1,588)	-	(86)	-	-	-	(5,736)
338,010	38,142	172,184	135,504	82,467	81,171	1,321,563
162,749	16,336	58,281	54,151	20,256	32,277	529,489
7,509	1,222	2,485	2,336	791	2,384	27,144
(1,313)	-	(66)	-	-	-	(5,331)
168,945	17,558	60,700	56,487	21,047	34,661	551,302
\$ 169,065	\$ 20,584	\$ 111,484	\$ 79,017	\$ 61,420	\$ 46,510	\$ 770,261

City of Prince George
Schedule 3 - Tangible Capital Assets - 2019

for the year ended December 31 (in thousands of dollars)	Assets Under Construction	Land	Buildings & Improvements	Vehicles, Machinery & Equip	Other
Cost					
Opening costs	\$ 48,573	\$ 102,970	\$ 216,575	\$ 51,614	\$ 1,327
Additions during the year	38,873	79	615	3,235	202
Transfers to tangible capital assets	(17,166)	6	-	2,394	-
Property held for resale	-	(773)	(707)	-	-
Disposals	-	(1,068)	-	(1,442)	(229)
Closing costs	70,280	101,214	216,483	55,801	1,300
Accumulated Amortization					
Opening accumulated amortization	-	-	146,760	30,947	748
Amortization	-	-	4,969	4,080	247
Disposals	-	-	-	(1,378)	(227)
Amortization on property held for resale	-	-	(707)	-	-
Closing accumulated amortization	-	-	151,022	33,649	768
Net Book Value of Tangible Capital Assets	\$ 70,280	\$ 101,214	\$ 65,461	\$ 22,152	\$ 532

City of Prince George
Schedule 3 - Tangible Capital Assets - 2019

Infrastructure						Total 2019
Roads	Parks	Water	Sanitary Sewer	Storm Drainage	Energy & Comm	
\$ 318,417	\$ 35,334	\$ 152,697	\$ 122,927	\$ 74,738	\$ 80,582	\$ 1,205,754
9,591	910	2,035	1,833	1,529	55	58,957
887	1,589	4,648	7,642	-	-	-
-	-	-	-	-	-	(1,480)
(437)	-	(73)	-	-	-	(3,249)
328,458	37,833	159,307	132,402	76,267	80,637	1,259,982
155,368	15,148	55,991	51,942	19,512	29,904	506,320
7,818	1,188	2,327	2,209	744	2,373	25,955
(437)	-	(37)	-	-	-	(2,079)
-	-	-	-	-	-	(707)
162,749	16,336	58,281	54,151	20,256	32,277	529,489
\$ 165,709	\$ 21,497	\$ 101,026	\$ 78,251	\$ 56,011	\$ 48,360	\$ 730,493

City of Prince George Schedule 4 - Statement of Financial Position - Trust Funds

as at December 31
(in thousands of dollars)

	2020	2019
ASSETS		
Cash and Cash Equivalents	\$ 2,260	\$ 2,527
Investments	464	114
	<u>2,724</u>	<u>2,641</u>
ACCUMULATED SURPLUS		
Winter Games	102	100
Cemetery Care	2,588	2,507
Discovery Place	34	34
	<u>\$ 2,724</u>	<u>\$ 2,641</u>

Statement of Operations - Trust Funds

for the year ended December 31
(in thousands of dollars)

	Winter Games	Cemetery Care	Discovery Place	2020 Total	2019 Total
Trust Funds					
Accumulated Surplus - Beginning of Year	\$ 100	\$ 2,507	\$ 34	\$ 2,641	\$ 2,561
Investment Income and Actuarial Earnings	2	40	-	42	66
Third Party Contributions	-	81	-	81	77
Transfers to/from					
General Operations	-	40	-	40	63
	<u>2</u>	<u>81</u>	<u>-</u>	<u>83</u>	<u>80</u>
Accumulated Surplus - End of Year	<u>\$ 102</u>	<u>\$ 2,588</u>	<u>\$ 34</u>	<u>\$ 2,724</u>	<u>\$ 2,641</u>

NOTE:

As described in Note 1.a.iv of the Notes to the Consolidated Financial Statements, Trust Funds are not included in the City of Prince George Consolidated Financial Statements.

This page intentionally left blank

City of Prince George
Schedule 5 - Debt

City of Prince George
Schedule 5 - Debt

as at December 31
(in thousands of dollars)

Bylaw SI/LA	Issue No.	Date of Issue	Purpose	Date of Maturity	Rate	Principal Outstanding December 31
General Capital Fund Debt						
7489/7361A	81	Apr 22/04	Snow Disposal	Apr 22/24	2.85	\$ 14
0000/7601	85	Oct 25/04	Fortis BC Lease In/Out	Dec 02/21	5.00	3,578
0000/7601A	87	Oct 25/04	Fortis BC Lease In/Out	Oct 31/21	1.75	1,618
0112/7361	93	Apr 06/05	Snow Disposal	Apr 06/25	5.10	299
0112/7486	93	Apr 06/05	Road Rehabilitation	Apr 06/25	5.10	611
0112/7506	93	Apr 06/05	City Yard	Apr 06/25	5.10	139
2005/7361	95	Oct 13/05	Snow Disposal	Oct 13/25	5.00	136
2005/7486	95	Oct 13/05	Exhibition Grounds	Oct 13/25	5.00	297
2005/7598	95	Oct 13/05	Exhibition Grounds	Oct 13/25	5.00	38
2006/7486	97	Apr 19/06	Road Rehabilitation	Apr 19/26	1.75	402
2006/7748/1	99	Oct 19/06	Exhibition Grounds	Oct 19/26	1.75	32
2007/7505G	101	Aug 01/07	RCMP New Facility	Aug 01/27	2.25	1,242
2516/7970	105	Apr 21/09	Cameron Street Bridge	Jun 03/29	2.25	1,368
2516/8011	105	Apr 21/09	Cemetery Redevelopment	Jun 03/29	2.25	71
2592/7970	110	Apr 08/10	Cameron Street Bridge	Apr 08/30	4.50	2,060
2697/8284	118	Apr 11/12	River Rd. Reconstruction	Apr 11/32	3.40	2,677
2477/7505	121	Apr 04/12	RCMP New Facility	Apr 04/32	2.90	6,759
2760/8011	121	Apr 04/12	RCMP New Facility	Apr 04/32	2.90	909
2760/8011	129	Jul 31/14	RCMP New Facility	Jul 31/34	2.00	7,000
2948/8329	133	Oct 02/15	18th Ave Admin Bldg	Oct 02/35	2.75	11,200
2948/8316	133	Oct 02/15	RCMP New Facility	Oct 02/35	2.75	2,431
3044/8674	142	Oct 04/17	Foreman Road Landslide	Oct 04/37	3.15	885
3072/8748	145	Apr 23/18	Kin 3 Arena Floor	Apr 23/38	3.15	920
3136/8846	149	Oct 09/19	Nechako Riverside Park	Oct 09/39	2.24	607
3153/8953	150	Apr 09/20	Kelly Rd North Culvert	Apr 09/40	1.99	671
						45,964
nil /9028	-	Jul 12/19	Willow Cale Haggith Repair	Jul 04/24	(b)	-
nil /9029	-	Jul 12/19	Winnipeg Sinkhole	Jul 04/24	(b)	-
						-
Capital Lease - Concert Realty Services Ltd (Westel)					9.50	2,591
Capital Lease - Fortis BC					5.46	262
Equipment Loans - Municipal Finance Authority					(b)	5,191
Total General Capital Fund Debt						\$ 54,008
General Operating Fund Debt						
3100/8758	146	Sep 19/18	PG Pulpmill Road Erosion	Sep 19/38	3.20	375
Downtown Incentives - Northern Development Initiative Trust				2029	0.00	3,773
Total General Operating Fund Debt						\$ 4,148

FUTURE PAYMENTS (a)
(Including Principal and Interest)

Principal Outstanding Dec. 31, 2019	2021	2022	2023	2024	2025
\$ 17	\$ 3	\$ 3	\$ 3	\$ 2	\$ -
6,986	3,757	-	-	-	-
3,174	1,242	-	-	-	-
354	71	69	68	66	64
724	144	141	138	135	132
164	33	32	31	31	30
161	36	36	36	36	36
350	79	79	79	79	79
45	10	10	10	10	10
461	53	53	53	53	53
37	4	4	4	4	4
1,394	158	158	158	158	158
1,492	140	140	140	140	140
78	7	7	7	7	7
2,225	171	171	171	171	171
2,848	262	262	262	262	262
7,191	612	612	612	612	612
968	82	82	82	82	82
7,500	638	628	618	608	598
11,761	189	189	189	189	189
2,553	869	869	869	869	869
924	69	69	69	69	69
958	68	68	68	68	68
630	38	38	38	38	38
-	41	41	41	41	41
52,995	8,776	3,761	3,746	3,730	3,712
5,895	-	-	-	-	-
1,538	-	-	-	-	-
7,433	-	-	-	-	-
2,919	585	585	585	585	585
511	273	-	-	-	-
6,370	1,289	900	857	729	623
\$ 70,228	\$ 10,923	\$ 5,246	\$ 5,188	\$ 5,044	\$ 4,920
391	28	28	28	28	28
4,266	496	496	492	457	457
\$ 4,657	\$ 524	\$ 524	\$ 520	\$ 485	\$ 485

(a) Future payments do not include actuarial amounts.

(b) The rate of interest on the short-term liabilities under agreement and the equipment loans varied from 1.22% to 2.58% (2019 - 2.44% to 2.81%).

City of Prince George
Schedule 5 - Debt

as at December 31
(in thousands of dollars)

Bylaw SI/LA	Issue No.	Date of Issue	Purpose	Date of Maturity	Rate	Principal Outstanding December 31
District Energy Capital Fund Debt						
7746/2638	125	May 30/13	District Energy System	May 30/23	2.00	\$ 1,000
Total District Energy Capital Fund Debt						\$ 1,000
Water Capital Fund Debt						
7425/7037	79	Jun 03/03	Water System	Jun 03/23	2.25	201
7425/7212	79	Jun 03/03	Water System	Jun 03/23	2.25	47
7489/7212	81	Apr 22/04	Water System	Apr 22/24	2.85	15
7489/7361	81	Apr 22/04	Water System-Hart Nech	Apr 22/24	2.85	43
0112/7361	93	Apr 06/05	Hart Nechako Supply	Apr 06/25	5.10	299
2005/7361A	95	Oct 13/05	Hart Nechako Supply	Oct 13/25	5.00	1,167
2005/7598A	95	Oct 25/05	Hart Nechako Supply	Oct 25/25	5.00	453
2006/7598	97	Apr 19/06	Hart Nechako Supply	Apr 19/26	1.75	60
2006/7748	97	Apr 19/06	Hart Nechako Supply	Apr 19/26	1.75	1,517
2006/7361	99	Oct 19/06	Cranbrook Hill Reservoir	Oct 19/26	1.75	445
2006/7748	99	Oct 19/06	Cranbrook Hill Reservoir	Oct 19/26	1.75	8
2007/7361W	101	Aug 01/07	Foothills Blvd Main	Aug 01/27	2.25	367
2007/7486W	101	Aug 01/07	Foothills Blvd Main	Aug 01/27	2.25	494
2008/7924	104	Nov 20/08	PW805 to Ferry	Nov 20/28	2.90	325
2697/8287	118	Apr 11/12	Simon Fraser Bridge Pipe	Apr 11/32	3.40	524
Total Water Capital Fund Debt						\$ 5,965

(a) Future payments do not include actuarial amounts.

City of Prince George
Schedule 5 - Debt

FUTURE PAYMENTS (a)
(Including Principal and Interest)

Principal Outstanding Dec. 31, 2019	2021	2022	2023	2024	2025
\$ 1,400	\$ 418	\$ 410	\$ 202	\$ -	\$ -
\$ 1,400	\$ 418	\$ 410	\$ 202	\$ -	\$ -
262	49	49	38	-	-
62	11	11	9	-	-
18	3	3	3	2	-
52	9	9	9	7	-
354	71	69	68	66	64
1,377	313	313	313	313	313
535	121	121	121	121	121
69	8	8	8	8	8
1,737	201	201	201	201	201
510	59	59	59	59	59
9	1	1	1	1	1
412	47	47	47	47	47
554	63	63	63	63	63
359	41	41	41	41	41
558	51	51	51	51	51
\$ 6,868	\$ 1,048	\$ 1,046	\$ 1,032	\$ 980	\$ 969

City of Prince George
Schedule 5 - Debt

City of Prince George
Schedule 5 - Debt

as at December 31
(in thousands of dollars)

Bylaw SI/LA	Issue No.	Date of Issue	Purpose	Date of Maturity	Rate	Principal Outstanding December 31
Sewer Capital Fund Debt						
7425/7036	79	Jun 03/03	Sanitary Sewer	Jun 03/23	2.25	\$ 208
7425/7089	79	Jun 03/03	Sanitary Sewer	Jun 03/23	2.25	147
7425/7211	79	Jun 03/03	Sanitary Sewer	Jun 03/23	2.25	39
7425/7213	79	Jun 03/03	Sanitary Sewer	Jun 03/23	2.25	57
7425/7361	79	Jun 03/03	Sanitary Sewer	Jun 03/23	2.25	22
7489/7211	81	Apr 22/04	Sanitary Sewer	Apr 22/24	2.85	51
2006/7361/1	99	Oct 19/06	Blackburn Treatment Plant	Oct 19/26	1.75	31
2007/7361S	101	Aug 01/07	Blackburn Treatment Plant	Aug 01/27	2.25	105
2975/8515	137	Apr 19/16	Sanitary Sewer	Apr 19/36	2.60	1,285
3136/8722	149	Oct 09/19	Sanitary Sewer	Oct 09/39	2.24	1,527
Total Sewer Capital Fund Debt						\$ 3,472
Other Controlled Entities						
Total Other Controlled Entities Debt						\$ -
TOTAL DEBT						\$ 68,593

(a) Future payments do not include actuarial amounts.

FUTURE PAYMENTS (a)
(Including Principal and Interest)

Principal Outstanding Dec. 31, 2019	2021	2022	2023	2024	2025
\$ 271	\$ 50	\$ 50	\$ 39	\$ -	\$ -
192	35	35	28	-	-
51	9	9	7	-	-
75	14	14	11	-	-
28	5	5	4	-	-
62	11	11	11	8	-
35	4	4	4	4	4
117	13	13	13	13	13
1,344	93	93	93	93	93
1,584	94	94	94	94	94
\$ 3,759	\$ 328	\$ 328	\$ 304	\$ 212	\$ 204
\$ -	\$ -	\$ -	\$ -	\$ -	\$ -
\$ 86,912	\$ 13,241	\$ 7,554	\$ 7,246	\$ 6,721	\$ 6,578

TAX EXEMPTIONS

Revitalization Tax Exemptions	54
Permissive Tax Exemptions	58

Revitalization Tax Exemptions

Downtown Revitalization Tax Exemptions

The City coordinates incentive programs that have helped to attract more than \$50 million dollars in investment to Prince George's downtown. They have stimulated new housing, hotels, retail and restaurants, Prince George's first craft brewery, and improvements to existing buildings.

The Revitalization Tax Exemption provides ten-year municipal tax exemptions for eligible projects:

- For new buildings, the tax exemption is applied to the full value of the project, calculated on the assessed value of the completed project.
- On renovations, the exemption is applied to any increase in municipal taxes that would result from the increased property assessment associated with the improvement.

Over the past several years, the City has partnered with Northern Development Initiative Trust (NDIT) to provide an option for developers who wish to take the value of the ten-year tax exemption as a lump sum payment up-front. All of the available funds have now been allocated.

SUMMARY DOWNTOWN REVITALIZATION EXEMPTION BYLAW 8370, 2011 APPLICATIONS FOR PROPERTY TAX EXEMPTION

#	Name	Tax Year	
		2019	2020
1	Jon Duncan Law Office 251 George	8,359	8,601
2	Ramada 444 George	\$66,523	\$128,464
3	The Keg 550-582 George	\$25,513	\$26,252
4	Commonwealth Realty Corp 301 George	\$0	\$0
5	Number 270 Holdings 1320 2nd	\$6,493	\$6,681
6	CIMO LAND 601 VICTORIA	\$3,431	\$3,530
7	BCGEU 500 Quebec	\$64,036	\$74,965
8	Mackenzie Data Max 180 Victoria	\$1,768	\$1,768
9	GKL Properties 1303 3rd	\$7,714	\$7,937
10	White Goose Bistro Apts. 1205 3rd	\$641	\$665
11	CrossRoads Brewing 508 George	\$6,701	\$6,895
12	Betulla Burning 1253 3rd	\$15,941	\$17,538
13	Marriott Hotel 900 Brunswick		\$6,369
TOTAL DOWNTOWN REVITALIZATION BYLAW 8370, 2011		\$207,120	\$289,665

SUMMARY DOWNTOWN REVITALIZATION EXEMPTION BYLAW 8370, 2011 APPLICATIONS FOR EARLY BENEFIT PAYOUT

#	Name	Lump Sum Payout Repay over 10 Years	Tax Year	
			2019	2020
1	Northern Linen Supply 1480-1492 2nd & 192-198 Victoria	\$31,190	\$3,119	\$3,119
2	Investigo Ventures 1699 7th	\$125,660	\$12,566	\$12,566
3	Bank of Nova Scotia 1488 4th	\$243,700	\$24,370	\$24,370
4	All West Glass 1011 Victoria	\$348,846	\$34,885	\$34,885
5	Royal Bank of Canada 550 Victoria	\$700,000	\$70,000	\$70,000
6	Re/Max 611 Brunswick	\$86,269	\$8,627	\$8,627
7	CBI - Money Concepts 492 Victoria	\$219,486	\$21,949	\$21,949
8	1034857 BC Ltd. - Black Clover 1165 5th	\$25,750	\$2,575	\$2,575
9	Homework Lifestyles 1245 3rd	\$144,380	\$14,438	\$14,438
10	Marriott Hotel 900 Brunswick	\$3,000,000		\$300,000
11	Dr. Silver Ophthalmology 1360 5th	\$4,000		\$400
TOTAL DOWNTOWN REVITALIZATION BYLAW 8370, 2011 (EARLY BENEFIT)		\$4,929,281	\$192,529	\$492,929

Revitalization Tax Exemptions

Multi-Family Housing Incentives

The City of Prince George offers an incentive program for multi-family housing located in key growth areas that incorporates adaptable housing standards into 50% of the units.

The program offers tax exemptions and reductions in development cost charges for market and non-market housing projects that include three or more attached units (single-family dwellings and duplexes are not eligible).

The program's goals:

- Creating a wider variety of housing options to serve all of our residents
- Developing housing that is more accessible for seniors and people who use mobility devices
- Creating walkable neighbourhoods by developing multi-family housing in areas that are served by transit and close to amenities
- Reducing barriers to non-profit housing providers developing affordable housing projects

CIVIC ADDRESS	LEGAL DESCRIPTION	EXEMPTION
105-1444 20TH AVE	SL 1 District Lot 343 Plan EPS4459	1,583.05
106-1444 20TH AVE	SL 2 District Lot 343 Plan EPS4459	1,746.32
103-1444 20TH AVE	SL 3 District Lot 343 Plan EPS4459	1,412.67
104-1444 20TH AVE	SL 4 District Lot 343 Plan EPS4459	1,412.67
101-1444 20TH AVE	SL 5 District Lot 343 Plan EPS4459	1,519.16
102-1444 20TH AVE	SL 6 District Lot 343 Plan EPS4459	1,519.16
100-1444 20TH AVE	SL 7 District Lot 343 Plan EPS4459	1,476.56
108-1444 20TH AVE	SL 8 District Lot 343 Plan EPS4459	2,037.37
107-1444 20TH AVE	SL 9 District Lot 343 Plan EPS4459	2,037.37
110-1444 20TH AVE	SL 10 District Lot 343 Plan EPS4459	2,044.47
109-1444 20TH AVE	SL 11 District Lot 343 Plan EPS4459	2,044.47
112-1444 20TH AVE	SL 12 District Lot 343 Plan EPS4459	2,044.47
111-1444 20TH AVE	SL 13 District Lot 343 Plan EPS4459	2,044.47
114-1444 20TH AVE	SL 14 District Lot 343 Plan EPS4459	2,037.37
113-1444 20TH AVE	SL 15 District Lot 343 Plan EPS4459	2,037.37
115-1444 20TH AVE	SL 16 District Lot 343 Plan EPS4459	2,030.27
116-1444 20TH AVE	SL 17 District Lot 343 Plan EPS4459	2,087.06
118-1444 20TH AVE	SL 18 District Lot 343 Plan EPS4459	1,348.78
117-1444 20TH AVE	SL 19 District Lot 343 Plan EPS4459	1,341.68
120-1444 20TH AVE	SL 20 District Lot 343 Plan EPS4459	2,129.66
119-1444 20TH AVE	SL 21 District Lot 343 Plan EPS4459	2,030.27
122-1444 20TH AVE	SL 22 District Lot 343 Plan EPS4459	2,030.27
121-1444 20TH AVE	SL 23 District Lot 343 Plan EPS4459	2,044.47

CIVIC ADDRESS	LEGAL DESCRIPTION	EXEMPTION
123-1444 20TH AVE	SL 24 District Lot 343 Plan EPS4459	2,129.66
124-1444 20TH AVE	SL 25 District Lot 343 Plan EPS4459	2,044.47
126-1444 20TH AVE	SL 26 District Lot 343 Plan EPS4459	1,348.78
125-1444 20TH AVE	SL 27 District Lot 343 Plan EPS4459	2,016.08
127-1444 20TH AVE	SL 28 District Lot 343 Plan EPS4459	2,136.76
221-1444 20TH AVE	SL 29 District Lot 343 Plan EPS4459	844.76
220-1444 20TH AVE	SL 30 District Lot 343 Plan EPS4459	809.27
219-1444 20TH AVE	SL 31 District Lot 343 Plan EPS4459	809.27
218-1444 20TH AVE	SL 32 District Lot 343 Plan EPS4459	844.76
216-1444 20TH AVE	SL 33 District Lot 343 Plan EPS4459	901.56
217-1444 20TH AVE	SL 34 District Lot 343 Plan EPS4459	894.46
214-1444 20TH AVE	SL 35 District Lot 343 Plan EPS4459	901.56
215-1444 20TH AVE	SL 36 District Lot 343 Plan EPS4459	894.46
212-1444 20TH AVE	SL 37 District Lot 343 Plan EPS4459	887.36
213-1444 20TH AVE	SL 38 District Lot 343 Plan EPS4459	901.56
210-1444 20TH AVE	SL 39 District Lot 343 Plan EPS4459	901.56
211-1444 20TH AVE	SL 40 District Lot 343 Plan EPS4459	894.46
208-1444 20TH AVE	SL 41 District Lot 343 Plan EPS4459	894.46
209-1444 20TH AVE	SL 42 District Lot 343 Plan EPS4459	901.56
206-1444 20TH AVE	SL 43 District Lot 343 Plan EPS4459	901.56
207-1444 20TH AVE	SL 44 District Lot 343 Plan EPS4459	894.46
204-1444 20TH AVE	SL 45 District Lot 343 Plan EPS4459	915.75
205-1444 20TH AVE	SL 46 District Lot 343 Plan EPS4459	837.67
203-1444 20TH AVE	SL 47 District Lot 343 Plan EPS4459	837.67
202-1444 20TH AVE	SL 48 District Lot 343 Plan EPS4459	837.67
201-1444 20TH AVE	SL 49 District Lot 343 Plan EPS4459	1,284.89
200-1444 20TH AVE	SL 50 District Lot 343 Plan EPS4459	1,277.79
222-1444 20TH AVE	SL 51 District Lot 343 Plan EPS4459	1,348.78
223-1444 20TH AVE	SL 52 District Lot 343 Plan EPS4459	2,030.27
224-1444 20TH AVE	SL 53 District Lot 343 Plan EPS4459	2,016.08
225-1444 20TH AVE	SL 54 District Lot 343 Plan EPS4459	2,016.08
226-1444 20TH AVE	SL 55 District Lot 343 Plan EPS4459	2,008.98
227-1444 20TH AVE	SL 56 District Lot 343 Plan EPS4459	2,008.98
228-1444 20TH AVE	SL 57 District Lot 343 Plan EPS4459	2,008.98
229-1444 20TH AVE	SL 58 District Lot 343 Plan EPS4459	2,044.47
230-1444 20TH AVE	SL 59 District Lot 343 Plan EPS4459	2,044.47

CIVIC ADDRESS	LEGAL DESCRIPTION	EXEMPTION
231-1444 20TH AVE	SL 60 District Lot 343 Plan EPS4459	2,016.08
232-1444 20TH AVE	SL 61 District Lot 343 Plan EPS4459	2,044.47
233-1444 20TH AVE	SL 62 District Lot 343 Plan EPS4459	2,037.37
234-1444 20TH AVE	SL 63 District Lot 343 Plan EPS4459	2,008.98
235-1444 20TH AVE	SL 64 District Lot 343 Plan EPS4459	2,008.98
236-1444 20TH AVE	SL 65 District Lot 343 Plan EPS4459	2,087.06
238-1444 20TH AVE	SL 66 District Lot 343 Plan EPS4459	1,405.57
237-1444 20TH AVE	SL 67 District Lot 343 Plan EPS4459	1,334.59
240-1444 20TH AVE	SL 68 District Lot 343 Plan EPS4459	2,136.76
239-1444 20TH AVE	SL 69 District Lot 343 Plan EPS4459	2,001.88
242-1444 20TH AVE	SL 70 District Lot 343 Plan EPS4459	2,030.27
241-1444 20TH AVE	SL 71 District Lot 343 Plan EPS4459	2,136.76
243-1444 20TH AVE	SL 72 District Lot 343 Plan EPS4459	2,051.57
244-1444 20TH AVE	SL 73 District Lot 343 Plan EPS4459	2,044.47
246-1444 20TH AVE	SL 74 District Lot 343 Plan EPS4459	1,348.78
245-1444 20TH AVE	SL 75 District Lot 343 Plan EPS4459	2,023.18
247-1444 20TH AVE	SL 76 District Lot 343 Plan EPS4459	2,051.57
321-1444 20TH AVE	SL 77 District Lot 343 Plan EPS4459	844.76
320-1444 20TH AVE	SL 78 District Lot 343 Plan EPS4459	809.27
319-1444 20TH AVE	SL 79 District Lot 343 Plan EPS4459	809.27
318-1444 20TH AVE	SL 80 District Lot 343 Plan EPS4459	844.76
316-1444 20TH AVE	SL 81 District Lot 343 Plan EPS4459	844.76
317-1444 20TH AVE	SL 82 District Lot 343 Plan EPS4459	894.46
314-1444 20TH AVE	SL 83 District Lot 343 Plan EPS4459	894.46
315-1444 20TH AVE	SL 84 District Lot 343 Plan EPS4459	894.46
312-1444 20TH AVE	SL 85 District Lot 343 Plan EPS4459	887.36
313-1444 20TH AVE	SL 86 District Lot 343 Plan EPS4459	901.56
310-1444 20TH AVE	SL 87 District Lot 343 Plan EPS4459	901.56
311-1444 20TH AVE	SL 88 District Lot 343 Plan EPS4459	894.46
308-1444 20TH AVE	SL 89 District Lot 343 Plan EPS4459	901.56
309-1444 20TH AVE	SL 90 District Lot 343 Plan EPS4459	901.56
306-1444 20TH AVE	SL 91 District Lot 343 Plan EPS4459	901.56
307-1444 20TH AVE	SL 92 District Lot 343 Plan EPS4459	894.46
304-1444 20TH AVE	SL 93 District Lot 343 Plan EPS4459	908.65
305-1444 20TH AVE	SL 94 District Lot 343 Plan EPS4459	830.57
303-1444 20TH AVE	SL 95 District Lot 343 Plan EPS4459	837.67
302-1444 20TH AVE	SL 96 District Lot 343 Plan EPS4459	837.67
301-1444 20TH AVE	SL 97 District Lot 343 Plan EPS4459	1,284.89
300-1444 20TH AVE	SL 98 District Lot 343 Plan EPS4459	1,284.89

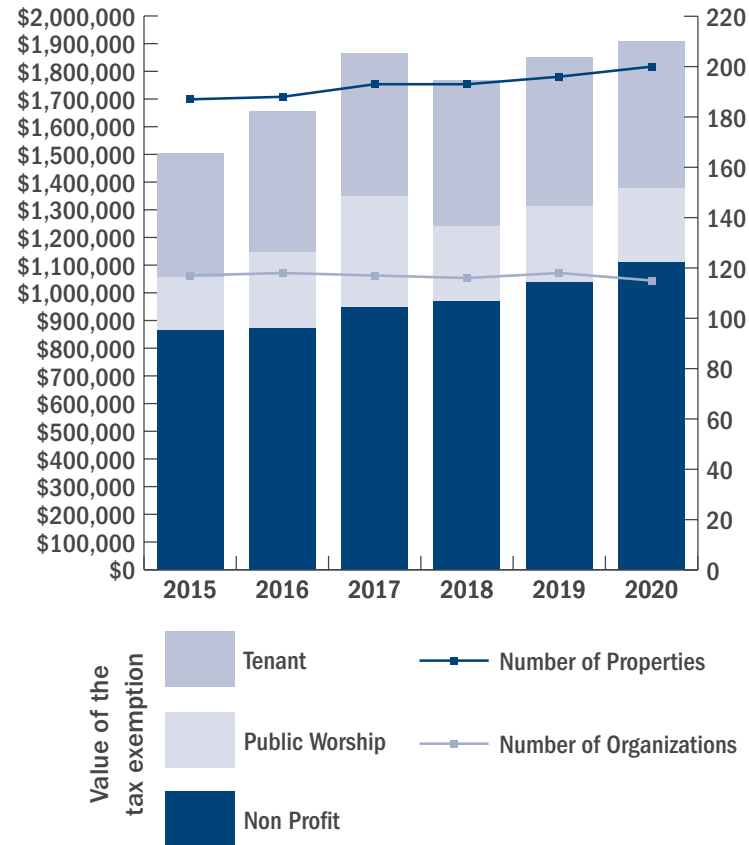
CIVIC ADDRESS	LEGAL DESCRIPTION	EXEMPTION
322-1444 20TH AVE	SL 99 District Lot 343 Plan EPS4459	1,348.78
324-1444 20TH AVE	SL 100 District Lot 343 Plan EPS4459	2,030.27
323-1444 20TH AVE	SL 101 District Lot 343 Plan EPS4459	2,030.27
326-1444 20TH AVE	SL 102 District Lot 343 Plan EPS4459	2,008.98
325-1444 20TH AVE	SL 103 District Lot 343 Plan EPS4459	2,016.08
328-1444 20TH AVE	SL 104 District Lot 343 Plan EPS4459	2,037.37
327-1444 20TH AVE	SL 105 District Lot 343 Plan EPS4459	2,044.47
330-1444 20TH AVE	SL 106 District Lot 343 Plan EPS4459	2,051.57
329-1444 20TH AVE	SL 107 District Lot 343 Plan EPS4459	2,051.57
332-1444 20TH AVE	SL 108 District Lot 343 Plan EPS4459	2,051.57
331-1444 20TH AVE	SL 109 District Lot 343 Plan EPS4459	2,044.47
334-1444 20TH AVE	SL 110 District Lot 343 Plan EPS4459	2,037.37
333-1444 20TH AVE	SL 111 District Lot 343 Plan EPS4459	2,030.27
335-1444 20TH AVE	SL 112 District Lot 343 Plan EPS4459	2,037.37
336-1444 20TH AVE	SL 113 District Lot 343 Plan EPS4459	2,079.97
338-1444 20TH AVE	SL 114 District Lot 343 Plan EPS4459	1,348.78
337-1444 20TH AVE	SL 115 District Lot 343 Plan EPS4459	1,334.59
340-1444 20TH AVE	SL 116 District Lot 343 Plan EPS4459	2,044.47
339-1444 20TH AVE	SL 117 District Lot 343 Plan EPS4459	2,030.27
342-1444 20TH AVE	SL 118 District Lot 343 Plan EPS4459	2,030.27
341-1444 20TH AVE	SL 119 District Lot 343 Plan EPS4459	2,051.57
343-1444 20TH AVE	SL 120 District Lot 343 Plan EPS4459	2,044.47
344-1444 20TH AVE	SL 121 District Lot 343 Plan EPS4459	2,051.57
346-1444 20TH AVE	SL 122 District Lot 343 Plan EPS4459	1,405.57
345-1444 20TH AVE	SL 123 District Lot 343 Plan EPS4459	2,051.57
347-1444 20TH AVE	SL 124 District Lot 343 Plan EPS4459	2,037.37
421-1444 20TH AVE	SL 125 District Lot 343 Plan EPS4459	823.47
420-1444 20TH AVE	SL 126 District Lot 343 Plan EPS4459	787.97
419-1444 20TH AVE	SL 127 District Lot 343 Plan EPS4459	787.97
418-1444 20TH AVE	SL 128 District Lot 343 Plan EPS4459	823.47
416-1444 20TH AVE	SL 129 District Lot 343 Plan EPS4459	873.16
417-1444 20TH AVE	SL 130 District Lot 343 Plan EPS4459	873.16
414-1444 20TH AVE	SL 131 District Lot 343 Plan EPS4459	873.16
415-1444 20TH AVE	SL 132 District Lot 343 Plan EPS4459	873.16
412-1444 20TH AVE	SL 133 District Lot 343 Plan EPS4459	873.16
413-1444 20TH AVE	SL 134 District Lot 343 Plan EPS4459	866.06
410-1444 20TH AVE	SL 135 District Lot 343 Plan EPS4459	873.16
411-1444 20TH AVE	SL 136 District Lot 343 Plan EPS4459	866.06
408-1444 20TH AVE	SL 137 District Lot 343 Plan EPS4459	873.16

CIVIC ADDRESS	LEGAL DESCRIPTION	EXEMPTION
409-1444 20TH AVE	SL 138 District Lot 343 Plan EPS4459	873.16
406-1444 20TH AVE	SL 139 District Lot 343 Plan EPS4459	873.16
407-1444 20TH AVE	SL 140 District Lot 343 Plan EPS4459	866.06
404-1444 20TH AVE	SL 141 District Lot 343 Plan EPS4459	915.75
405-1444 20TH AVE	SL 142 District Lot 343 Plan EPS4459	809.27
403-1444 20TH AVE	SL 143 District Lot 343 Plan EPS4459	816.37
402-1444 20TH AVE	SL 144 District Lot 343 Plan EPS4459	816.37
401-1444 20TH AVE	SL 145 District Lot 343 Plan EPS4459	1,263.60
400-1444 20TH AVE	SL 146 District Lot 343 Plan EPS4459	1,228.10
422-1444 20TH AVE	SL 147 District Lot 343 Plan EPS4459	1,348.78
424-1444 20TH AVE	SL 148 District Lot 343 Plan EPS4459	2,037.37
423-1444 20TH AVE	SL 149 District Lot 343 Plan EPS4459	2,030.27
426-1444 20TH AVE	SL 150 District Lot 343 Plan EPS4459	2,001.88
425-1444 20TH AVE	SL 151 District Lot 343 Plan EPS4459	2,016.08
428-1444 20TH AVE	SL 152 District Lot 343 Plan EPS4459	2,023.18
427-1444 20TH AVE	SL 153 District Lot 343 Plan EPS4459	2,023.18
430-1444 20TH AVE	SL 154 District Lot 343 Plan EPS4459	2,115.46
429-1444 20TH AVE	SL 155 District Lot 343 Plan EPS4459	2,030.27
432-1444 20TH AVE	SL 156 District Lot 343 Plan EPS4459	2,122.56
431-1444 20TH AVE	SL 157 District Lot 343 Plan EPS4459	2,030.27
434-1444 20TH AVE	SL 158 District Lot 343 Plan EPS4459	2,016.08
433-1444 20TH AVE	SL 159 District Lot 343 Plan EPS4459	2,016.08
435-1444 20TH AVE	SL 160 District Lot 343 Plan EPS4459	2,108.36
436-1444 20TH AVE	SL 161 District Lot 343 Plan EPS4459	2,087.06
438-1444 20TH AVE	SL 162 District Lot 343 Plan EPS4459	1,405.57
437-1444 20TH AVE	SL 163 District Lot 343 Plan EPS4459	1,334.59
440-1444 20TH AVE	SL 164 District Lot 343 Plan EPS4459	2,030.27
439-1444 20TH AVE	SL 165 District Lot 343 Plan EPS4459	2,030.27
442-1444 20TH AVE	SL 166 District Lot 343 Plan EPS4459	2,037.37
441-1444 20TH AVE	SL 167 District Lot 343 Plan EPS4459	2,037.37
443-1444 20TH AVE	SL 168 District Lot 343 Plan EPS4459	2,030.27
444-1444 20TH AVE	SL 169 District Lot 343 Plan EPS4459	2,037.37
446-1444 20TH AVE	SL 170 District Lot 343 Plan EPS4459	1,348.78
445-1444 20TH AVE	SL 171 District Lot 343 Plan EPS4459	2,037.37
447-1444 20TH AVE	SL 172 District Lot 343 Plan EPS4459	2,030.27
	TOTAL EXEMPTION	262,309.98

Permissive Tax Exemptions

The City may provide permissive tax exemptions to non-profit organizations as a means of achieving its economic, social, and cultural objectives related to enhancing the community's quality of life and delivering services economically. There is no obligation on the part of Council to grant exemptions.

In 2020, the total value of tax exemptions granted by Council was \$1.9 million.



NON PROFIT	LEGAL DESCRIPTION	CIVIC ADDRESS	EXEMPTION AMOUNT
Aboriginal Housing Society	Lot 6 District Lot 343 Plan 18815	1919 17th Avenue	42,144.71
AiMHi - Prince George Association for Community Living	Lot 13 Block 110 District Lot 343 Plan 1268	1686-1680 Burden St	2,236.14
AiMHi - Prince George Association for Community Living	Lot 11 Block K District Lot 936 Plan 10005	1873 Garden Dr	2,101.26
AiMHi - Prince George Association for Community Living	Lots 3-4 Block 81 District Lot 937 Plan 752	269 Kelly Street	1,859.90
AiMHi - Prince George Association for Community Living	Lot 56 District Lot 938 Plan 9107	2655 Hammond Ave	1,604.34
AiMHi - Prince George Association for Community Living	Lot 85 District Lot 938 Plan 9107	2720 Hammond Ave	1,867.00
AiMHi - Prince George Association for Community Living	Lot 19 District Lot 937 Plan 13198	167 Patterson St S	2,165.15
AiMHi - Prince George Association for Community Living	Lot 70 District Lot 1427 Plan 21638	127 Duncan Place	2,363.92
AiMHi - Prince George Association for Community Living	Lot 37 District Lot 1427 Plan 15089	501 Radcliffe Dr	2,456.21

NON PROFIT	LEGAL DESCRIPTION	CIVIC ADDRESS	EXEMPTION AMOUNT
AiMHi - Prince George Association for Community Living	Lot A District Lot 2507 Plan Bcp35414	950 Kerry St	29,210.02
AiMHi - Prince George Association for Community Living	Lot 9 District Lot 2507 Plan 20258	1350 Genevieve Cres	2,087.06
AiMHi - Prince George Association for Community Living	Lot 66 District Lot 2507 Plan 20258	4249 Davie Ave	2,243.24
AiMHi - Prince George Association for Community Living	Lot 112 District Lots 2507 and 2610 Plan 20829	4212 Ness Ave	2,158.05
AiMHi - Prince George Association for Community Living	Lot 67 District Lot 2507 Plan 15185	1250 Parsnip Cres	2,165.15
AiMHi - Prince George Association for Community Living	Lot A District Lot 2608 Plan 19970	4404 1st Ave	1,345.23
AiMHi - Prince George Association for Community Living	Lot 35 District Lot 2608 Plan 20043	4440 1st Ave	1,364.40
AiMHi - Prince George Association for Community Living	Lot 36 District Lot 2608 Plan 20043	4444 1st Ave	1,360.14
AiMHi - Prince George Association for Community Living	Lot 11 District Lot 482 Plan 22883	341 Mullett Cres	1,952.19
AiMHi - Prince George Association for Community Living	Lot 7 District Lot 482 Plan 22902	4703 Freimuller Ave	2,513.00
AiMHi - Prince George Association for Community Living	Lot 73 District Lot 2507 Plan 22108	386 Green Place	3,485.54
AiMHi - Prince George Association for Community Living	Lot 136 District Lot 2507 Plan 20916	4358 Eaglenest Cres	2,541.39
AiMHi - Prince George Association for Community Living	Lot A District Lot 2610 Plan 22059	483 Brigade Dr	1,611.44
AiMHi - Prince George Association for Community Living	Lot B District Lot 2610 Plan 22059	475 Brigade Dr	1,583.05
AiMHi - Prince George Association for Community Living	Lot 25 District Lot 2507 Plan 21450	4255 Trapper Ave	2,406.51
AiMHi - Prince George Association for Community Living	Lot 1 District Lot 8174 Plan 27831	2690 Ospika Blvd	3,286.77
AiMHi - Prince George Association for Community Living	Lot 44 District Lot 8172 Plan 18944	2471 Lisgar Cres	2,576.89
AiMHi - Prince George Association for Community Living	Lot 68 District Lot 8178 Plan 20375	2896 Sycamore Cres	2,129.66
AiMHi - Prince George Association for Community Living	Lot 276 District Lot 2611 Plan 21607	4057 Campbell Ave	2,108.36
AiMHi - Prince George Association for Community Living	Lot 1 District Lot 777 Plan 18598	2440 Abbott Cres	1,612.15
AiMHi - Prince George Association for Community Living	Lot 15 District Lot 913 Plan 16511	128 Aitken Cres	1,953.61

PERMISSIVE TAX EXEMPTIONS (CONTINUED)

NON PROFIT	LEGAL DESCRIPTION	CIVIC ADDRESS	EXEMPTION AMOUNT
AiMHi - Prince George Association for Community Living	Parcel B (PL20543) Block 6 District Lot 933 Plan 727	930 LaSalle Ave	3,476.31
AiMHi - Prince George Association for Community Living	Lot 44 District Lot 754 Plan 22374	7742 Lemoyne Pl	2,051.57
AiMHi - Prince George Association for Community Living	Lot 2 District Lot 2003 Plan PGP36193	6899 O'Grady Rd	3,464.24
AiMHi - Prince George Association for Community Living	Lot 50 District Lot 2426 Plan 20751	10057 Kelly Rd N	2,273.05
AiMHi - Prince George Association for Community Living	Lot 1 District Lot 4041 Plan 15791	3990 Northwood Pulpmill Rd	2,667.04
AiMHi - Prince George Association for Community Living	Lot 3 District Lot 4047 Plan 34879	3036 Seton Cres	2,640.78
AiMHi - Prince George Association for Community Living	Lot 31 District Lot 4048 Plan 20604	6839 Lilac Cres	2,158.05
AiMHi - Prince George Association for Community Living	Lot 207 District Lot 2608 Plan 22362	4333 Galinis Ave	2,917.63
AWAC-An Association Advocating for Women and Children	Lot 2 District Lot 343 Plan BCP1317	144 George St	22,067.97
Canadian Cancer Society	Lot 1 District Lot 343 Plan 18364	1100 Alward St	158,326.54
Canadian Mental Health Association	Lot 18-19 Block 23 District Lot 933 Plan 727	2816 Norwood St	1,645.64
Canadian Mental Health Association	Lot 3 District Lot 933 Plan 24282	2652 Moss Ave	2,089.19
Canadian Red Cross Society, The	Lots 1-2 Block 172 District Lot 343 Plan 1268	1399 6th Ave	31,118.96
Carefree Society	Lot 9-11 Block 26 District Lot 933 Plan 727	2832 Queensway	3,623.69
Carney Hill Neighbourhood Centre Society	Parcel A (PN13508) Block 6 District Lot 932 Plan 796	2105 Pine St	2,484.60
Carrier Sekani Family Services	Lot 1- 5 Block 148 District Lot 343 Plan 1268	987 4th Ave	15,649.99
Carrier Sekani Family Services	Lot 15 District Lot 482 Plan 22883	357 Mullet Cr	2,406.51
Carrier Sekani Family Services	Lot 26 District Lot 753 Plan 25686	2668 Hollandia Dr	2,548.49
Carrier Sekani Family Services	Lot 8-10 Block 137 District Lot 343 Plan 1268	835 3rd Ave	10,778.91
Carrier Sekani Family Services	Lot 5 Block K District Lot 777 Plan 5566	2025 Victoria St	5,363.12
Cerebral Palsy Association of Prince George and District (Child Development Centre)	Lot A District Lot 777 Plan 21321	1687 Strathcona Ave	8,814.02
Child Development Centre of Prince George and District Association	Lot 1-2 Block 12 District Lot 777 Plan 649	2315 Spruce Street	3,139.87
Emmaus Place Society	Lot 5 District Lot 2003 Plan 13729	6373 Hillcrest Place	2,683.37
Fraser Fort George Museum Society	Lot A District Lot 343 Plan PGP46330 & District Lot 417	333 Becott Place	55,823.51

NON PROFIT	LEGAL DESCRIPTION	CIVIC ADDRESS	EXEMPTION AMOUNT
Hart Highlands Winter Club	Lot A District Lot 4047 Plan 16588, Except Plans 17497, 26390 And 26391	3740 Winslow Dr	5,135.04
Hart Highlands Winter Club	Lot B District Lot 4047 Plan 17956	6168 Crown Dr	1,284.89
Hart Pioneer Centre Association	Lot 1 District Lot 4047 Plan PGP42458	6986 Hart Highway	11,996.68
Immigrant and Multicultural Services Society of Prince George	Lot 16-19 Block 21 District Lot 343 Plan 1268	1270 2nd Ave	19,122.28
Intersect Youth & Family Services Society	Lot 19-20 & Parcel A Block 44 District Lot 343 Plan 1268	1294 - 1288 3rd Ave	18,595.68
Intersect Youth & Family Services Society	Parcel A Block 166 District Lot 343 Plan 1268	1077 5th Avenue	2,178.82
Le Cercle Des Canadiens Francais de Prince George	Lot 1 District Lot 343 Plan 17963	1752 Fir St	3,404.82
Lheidli T'enneh First Nation	Lot 8-12 Block 129 District Lot 343 Plan 1268	355 Vancouver	39,347.13
Nature Trust of British Columbia	District Lot 2097 Except Plan 27069 28358 PGP36539	North Nechako Rd	157.59
Nature Trust of British Columbia	Lot 1 District Lot 2113 Plan 34582	9927 Ferguson Lake Rd	223.81
Nature Trust of British Columbia	Lot 2 District Lot 2421 Plan 34582	9915 Ferguson Lake Rd	271.89
Northern John Howard Society of BC	Lot 23 Block 21 District Lot 343 Plan 1268	150 - 154 Quebec St	7,619.29
Phoenix Transition Society	Lot 21-22 Block 204 District Lot 343 Plan 1268	1770 11th Ave	2,775.65
Phoenix Transition Society	Block 204 District Lot 343 Plan 1268 Parcel C, (PG10105)	1780 11th Ave	1,323.23
Phoenix Transition Society	Lot 4 Block 207 District Lot 343 Plan 1268	1775 11th Ave	1,867.00
Phoenix Transition Society	Lot 5-6 Block 207 District Lot 343 Plan 1268	1765 11th Ave	2,016.08
Phoenix Transition Society	Lot 11-12 Block 3 District Lot 937 Plan 752	715 -709 Ewert St	3,280.38
Prince George & District Elizabeth Fry Society	Parcel B (PB14013) Of Block 93 District Lot 343 Plan 1268	1220 Lethbridge St	2,973.00
Prince George & District Elizabeth Fry Society	Lot 4-5 Block 161 District Lot 343 Plan 1268	1575 5th Ave	22,347.72
Prince George & District Elizabeth Fry Society	Air Space Parcel 1 District Lot 343 Cariboo District Air Space Plan BCP45794.	1373 6th Ave	6,388.97
Prince George Activator Society	Lot 17-19 Block 28 District Lot 343 Plan 1268	770 - 760 Second Ave	9,661.55
Prince George Alano Society	District Lot 343 Plan BCP19859 Parcel A.	725 Alward St	2,263.83

PERMISSIVE TAX EXEMPTIONS (CONTINUED)

NON PROFIT	LEGAL DESCRIPTION	CIVIC ADDRESS	EXEMPTION AMOUNT
Prince George Brain Injured Group	Lot 10-12 Block 135 District Lot 343 Plan 1268	1046-1070 4th Ave	13,263.82
Prince George Christian Outreach Building Society	Lot 12 Block 43 District Lot 343 Plan 1268	1164 3rd Ave	4,476.13
Prince George Golf & Curling Club	District Lot 8173 Plan BCP10189	2540-2544 Recplace Dr	166,575.01
Prince George Golf & Curling Club	Lot B District Lots 8173 And 8180 Plan EPP31314	2601 Recplace Dr	38,326.84
Prince George Hospice Society	Lot 2 District Lot 913 Plan EPP50874	3089 Clapperton St	11,706.02
Prince George Hospice Society	Lot 1 District Lot 913 Plan PGP46312	1506 Ferry Ave	8,343.37
Prince George Knight's Society	Lot 130 District Lot 754 Plan 23862 Except Plan 24257	7201 St Lawrence Ave	16,752.56
Prince George Masonic Temple Ltd	Lot 1-2 Block 154 District Lot 343 Plan 1268	480 450 Vancouver St	5,244.42
Prince George Native Friendship Centre	Strata Lot 1 District Lot 343 Plan Eps3168	140 Quebec Street	2,953.13
Prince George Native Friendship Centre	Lot 4-5 Block 23 District Lot 343 Plan 1268	171 George St	6,055.33
Prince George Native Friendship Centre	Lot 6 Block 23 District Lot 343 Plan 1268	191 George St	2,004.38
Prince George Native Friendship Centre	Lot 1 District Lot 343 Plan BCP1317	138 George St	21,343.89
Prince George Native Friendship Centre	Parcel A Block 48 District Lot 343 Plan 1268	1600 3rd Ave	69,610.36
Prince George Native Friendship Centre	Block 126 District Lot 343 Plan 1268 Parcel F	1945 3rd Ave	2,051.57
Prince George Native Friendship Centre	Lot 5-6 Block 29 District Lot 937 Plan 752	657 Douglas St	3,478.44
Prince George Native Friendship Centre	Lot 47 District Lot 2608 Plan 19520	122 - 110 Anderson St	2,080.68
Prince George Rod & Gun Club	Block A District Lot 1604	9444 Hartman Rd	4,652.97
Salvation Army Centre of Hope, The	Lot A District Lot 936 Plan 16524	3500 18th Ave	35,463.43
Seventh Day Adventist Church (BC Conference) (School)	District Lot 3050 Plan 8332 Parcel A, (F15212)	3310 Sutherland Rd	3,822.81
St John Council for BC Properties	Lot 18-20 Block 36 District Lot 343 Plan 1268	470 3rd Ave	11,914.40
St John Society (BC&Yukon)	Block 36 District Lot 343 Plan 1268 Parcel A	450 3rd Ave	5,952.26
St. Patrick's House Society	Lot 18 District Lot 343 Plan 18815	1735 Yew St	1,859.90
St. Vincent de Paul Society St. Francis of Assissi Conference	Lot 10-12 Block 21 District Lot 343 Plan 1268	1224-1204 2nd Ave	12,473.91

NON PROFIT	LEGAL DESCRIPTION	CIVIC ADDRESS	EXEMPTION AMOUNT
St. Vincent de Paul Society St. Francis of Assissi Conference	Lot 6-7 Block 129 District Lot 343 Plan 1268	1645-1647 3rd Ave	6,006.57
Timbers Community Church (Christian & Missionary Alliance)	Lot 6 Block 130 District Lot 343 Plan 1268	1553-1557 3rd Ave	6,150.04
Yalenka Ukrainian Cultural Society	Lot B District Lot 343 Plan PGP35939	933 Patricia Blvd	3,139.87
		TOTAL FOR NON PROFIT	\$1,110,643.01

PUBLIC WORSHIP	LEGAL DESCRIPTION	CIVIC ADDRESS	EXEMPTION AMOUNT
BC Muslim Association	Lot 2 District Lot 482 Plan BCP24787	4668 5th Avenue	6,150.04
Calvary United Pentecostal Church of Prince George	Lot A District Lot 2507 Plan 17170	1011 Ospika Blvd S	1,142.92
Central Fellowship Baptist Church of Prince George	Lot A District Lot 1426 Plan 19306 Except Plan 23321, & EXC PL BCP39433	2840 Clapperton St	894.46
Christian Reformed Church of Prince George	Parcel A (B15357) Of Block 328 District Lot 343 Plan 1268	1905 Willow St	7,440.15
Church of Jesus Christ of Latter Day Saints in Canada	Lot A District Lot 2610 Plan 16764	4180 5th Ave	10,256.20
College Heights Baptist Church	Lot A District Lot 753 Plan 23249	5401 Moriarty Cres	8,440.54
East Hart Congregation of Jehovah's Witnesses, Trustees For	Lot B District Lot 4047 Plan 17869	6720 Dagg Rd	1,649.78
Evangelical Free Church of Prince George	Lot 17 District Lot 482 Plan 22108	4590 5th Ave	1,434.68
Faith Alive Fellowship Inc	Lot 2 District Lot 4040 Plan 8831	3400 Hart Hwy	1,134.40
First Baptist Church (Conv of Baptist Churches of BC)	Block 56 District Lot 937 Plan PGP48070 Parcel 1	483 Gillett St	2,977.18
Fort George Baptist Church	Lot 6-10 Block 162 District Lot 936 Plan 696	3035 15th Ave	8,498.06
Fort George Baptist Church	Lot 1-4 Block A District Lot 936 Plan 10005	1600 Johnson St	11,428.49
Fraser Basin Property Society (St. Michael's and All Angels' Church)	Lot 6 Block 161 District Lot 343 Plan 1268	1553 5th Ave	2,995.06
Fraser Basin Property Society (St. Michael's and All Angels' Church)	Lots 9 - 12 Block 161 District Lot 343 Plan 1268	1505 5th Ave	5,813.97
Gateway Christian Ministries	Lot B District Lot 343 Plan 22292	2055 20th Ave	5,828.16
Grace Anglican Church-Fraser Basin Property Soc	Lot 1 District Lot 2611 Plan 32510	2640 Goheen St	2,302.83
Greek Orthodox Church (Hellenic Community)	Lot 101 District Lot 2507 Plan 20916	511 Tabor Blvd S	1,301.93

PERMISSIVE TAX EXEMPTIONS (CONTINUED)

PUBLIC WORSHIP	LEGAL DESCRIPTION	CIVIC ADDRESS	EXEMPTION AMOUNT
Guru Nanak Darbar Sikh Society	Lot A District Lot 905 Plan 30226 See Inland Natural Gas R/W Plan 28726	4292 Davis Rd	1,309.03
Guru Nanak Darbar Sikh Society	District Lot 905 Plan BCP25530 Parcel 1.	4298 Davis Rd	2,330.17
Gurugobind Singh Temple Association	Lot A District Lot 937 Plan EPP15400	443 Kelly St S	2,953.13
Hart Pentecostal Church (Pentecostal Assemblies of Canada)	Lot 43 District Lot 4047 Plan 11088, Except Plan 29887.	6912 Hart Hwy	1,914.43
Hartland Baptist Church, Inc	Parcel 1 District Lot 4047 Plan BCP8052	6599 Driftwood Rd	1,533.35
Heritage Free Presbyterian Church	Lot 9 District Lot 4047 Plan 17497 Except Plan 18389, & EXC PL 19548	4020 Balsum Rd	2,169.34
Kelly Road Gospel Chapel	Lot 6 District Lot 4047 Plan 11058	7046 Kelly Rd S	1,154.98
Kingdom Hall of Jehovah's Witnesses, Trustees of Spruceland Congregation	Lot 2 District Lot 2507 Plan EPP84493	4336 15th Ave	1,406.28
Lakewood Alliance (Christian and Missionary Alliance)	Lot 1 District Lot 2610 Plan 16227	4001 5th Ave	1,912.43
Our Saviour's Lutheran Church	Lot A District Lot 8171 Plan 32714 & DL 8174	3590 Dufferin Ave	1,235.20
Overcoming Faith Centre Inc	Lot 1 District Lot 2003 Plan PGP37292	4520 Wheeler Rd	1,643.22
Prince George City Church	Lot 1 Block 59 District Lot 343 Plan BCP3891	439 Cassiar St	1,826.65
Prince George Gospel Chapel	Lot 11-12 Block 239 District Lot 343 Plan 1268	1590 Queensway	792.94
Prince George Mission	Lot B District Lot 2507 Plan PGP46838	4110 15th Ave	2,747.26
Prince George Pentecostal Church (Prince George Tabernacle Society)	Lot 44 District Lot 2610 Plan 16510	497 Ospika Blvd S	1,738.51
Roman Catholic Episcopal Pr Rupert - Immaculate Conception Church/School	Lot 1 District Lot 1605 Plan PGP36549 Except Plan PGP43062, & DL 2003	3285 Cathedral Ave	1,716.50
Roman Catholic Episcopal Pr Rupert - Sacred Heart	Lot 1 District Lot 343 Plan BCP1869	887 785 Patricia Blvd	499.76
Roman Catholic Episcopal Pr Rupert - Christ our Saviour	Lot 48 District Lot 4048 Plan 20605 Except Plan 23818	4514-4510 Austin Rd West	1,551.81
Roman Catholic Episcopal Pr Rupert - Diocesan Centre	Parcel 1 District Lot 2003 Plan 29709	6500 Southridge Ave	119,805.48
Roman Catholic Episcopal Pr Rupert - Sacred Heart	Lot 1-6 Block 233 District Lot 343 Plan 1268	1453 1387 Hemlock St	6,697.73
Roman Catholic Episcopal Pr Rupert - St Mary's	Lot 1 District Lot 1429 Plan 19663	1088 Gillett St	5,019.19

PUBLIC WORSHIP	LEGAL DESCRIPTION	CIVIC ADDRESS	EXEMPTION AMOUNT
Salvation Army Community Church, The	Lot 22 District Lot 2507 Plan 16227 & DL 2610	777 Ospika Blvd	5,035.03
Seventh-Day Adventist Church, BC Corporation of the	Lot 1 District Lot 2507 Plan 22703	4388 15th Ave	1,859.19
St. George's Ukrainian Catholic Church (Ukrainian Catholic Episcopal Corp of Western Canada)	Lot 78 District Lot 8171 Plan 18944 & DL 8172.	2414 Vanier Dr	866.06
St. Giles Presbyterian Church, Trustees of the Congregation of	Lot 1 District Lot 343 Plan 14198	1500 Edmonton St	2,633.68
St. Michael's Ukrainian Greek Orthodox Church, Trustees of	Lot 1 District Lot 8182 Plan 23648	2793 Range Rd	1,005.20
THE Bible Missionary Church, Trustees of the Congregation of	Parcel A (115262M) District Lot 7645 Plan 8285 Except Plan 29483	1990 Houghtaling Rd	655.22
The Well - A Gathering Place (Fellowship)	Lot 1 District Lot 2507 Plan EPP84493	4350 15th Avenue	1,276.38
Trinity United Church, Trustees of the Congregation of	Lot 11-16 Block 153 District Lot 343 Plan 1268	1448 5th Ave	4,805.93
Trinity United Church, Trustees of the Congregation of	Lot 1 District Lot 937 Plan 16091	3555 5th Ave	1,871.26
Westside Family Fellowship Society	Lot 1 District Lot 1599 Plan 31597 Ex Stat R/W Plan 32425	3791 Highway 16 W	435.87
Westwood Mennonite Brethern Church (BC Conference of the Mennonite Brethren Churches)	District Lot 8174 Plan BCP31092 Parcel 1	2658 Ospika Blvd S	4,713.64
Zion Lutheran Church and Christian School of Prince George	Lot 1 District Lot 1427 Plan 21753	180 Tabor Blvd	348.55
		TOTAL FOR PUBLIC WORSHIP	267,152.26

TENANT	LEGAL DESCRIPTION	CIVIC ADDRESS	EXEMPTION AMOUNT
Prince George Nechako Mixed Slo-Pitch League	Lot A District Lot 4051 Plan BCP20972 L	2757 3303 North Nechako Rd	20,498.83
Blackburn Community Association	Lot 1 District Lot 1543 Plan 19672	2451 Blackburn Rd S	1,969.83
Blackburn Community Association	Lot 1 District Lot 1543 Plan 19672	2455 Blackburn Rd S	6,332.41
Caledonia Nordic Ski Club	Block C & D District Lot 4340 L	8141 Otway Rd	17,169.47
Caledonia Nordic Ski Club	Lot A, District Lot 4202	Otway	9,640.25
Central BC Railroad Preservation & Museum Society	Lot 26 District Lot 1511 Plan 25047	850 River Rd	19,309.46
Community Gardens PG Society	Lot 1 District Lot 777 Plan 19518	1502 Millburn Rd	327.97

PERMISSIVE TAX EXEMPTIONS (CONTINUED)

TENANT	LEGAL DESCRIPTION	CIVIC ADDRESS	EXEMPTION AMOUNT
Community Gardens PG Society	Lot 2 District Lot 777 Plan 19518	1540 Milburn Rd	440.23
Dusty Trail Riders Club	The South West 1/4 Of District Lot 1594, Except Plans 19036, 20849, 20957, 26318, and BCP1167	10597 Blackwater Road	1,669.04
Elder Citizens Recreation Association	Lot A District Lot 343 Plan EPP42717	1692 10th Ave	12,472.70
Emergency Measures Program - Search and Rescue Corp	Lot A District Lot 4040 Plan 14962.	4057 Hart Highway	5,606.68
Fraternal Order of Eagles	District Lot 4047 Plan BCP17734 Parcel 1	6742 Dagg Rd	3,974.06
Hart Community Centre Society	Lot A District Lot 4048 Plan 28335	4900 West Austin Rd	22,907.24
Kinsmen Club of Prince George	Lot A District Lot 2610 Plan 30007	777 Kinsmen Pl	14,949.17
Nechako Karate Club Advisory	Lot 1-6 Block 26 District Lot 933 Plan 727	1175 Village Ave	6,220.50
North Cariboo Senior Soccer League - Exhibition Park	District Lot 2508 Plan PGP43052 Parcel 1	1771 George Paul Lane	14,278.35
PG Horseshoe Club - Recreational Place Park	Lot 2 District Lots 777 and 1430 Plan 17961	2122 Del Laverdure Way	9,194.60
Prince George & District Community Arts Council (Studio 2880)	Lot 2 District Lot 1429 Cariboo District Plan EPP72370	2880 2820 15th Ave	7,252.31
Prince George & District Senior Citizens Activity Centre Society	Lot 7-10 Block 153 District Lot 343 Plan 1268	425 Brunswick St	14,827.17
Prince George Amateur Radio Club	Parcel Y District Lot 777 Plan 649, Lot 2 District Lot 777 Plan 10024	2424 Hwy 97	233.68
Prince George Auto Racing Association	Block C District Lot 2155	3645 Highway 16 East	2,817.27
Prince George Baseball Assoc - Senior Div	Lot 2 District Lots 777 and 1430 Plan 17961	2445 Del Laverdure Way	40,768.25
Prince George Gymnastics Society - Exhibition Park	District Lot 2508 Plan 33840 Parcel 1, PT of PCL 1	4175 18th Avenue	6,268.59
Prince George Horse Society - Exhibition Park Barns	Parcel 1 District Lots 2508 and 2611 Plan 33840, Block C District Lot 2508	4199 18th Ave	15,977.88
Prince George Senior Women's Fastball Association	Lot 1 District Lot 1429 Plan 21372	2825 12th Ave	2,132.88
Prince George Master Lacrosse	Lot 1 District Lots 343 and 936 Plan 18815	2005 Massey Dr	1,506.67
Prince George Minor Girls Softball	Lot 2 District Lots 777 and 1430 Plan 17961	2308 Del Laverdure Way	3,851.35
Prince George Minor Girls Softball	Lot 1 District Lot 1429 Plan 21372 - PG Minor Girls Softball - Freeman Park	2825 12th Ave	1,518.12

TENANT	LEGAL DESCRIPTION	CIVIC ADDRESS	EXEMPTION AMOUNT
Prince George Minor Girls Softball	Lot 1 District Lot 1429 Plan 21372	2825 12th Ave	1,603.27
Prince George Tennis Club - Recreation Place Park	Lot A District Lots 8173 and 8180 Plan EPP31314	2589 Recplace Dr	26,828.46
Prince George Women's Soccer Association	Lot 3 Block 2 District Lot 2508 Plan 837	4222 18th Ave	7,216.38
Prince George Youth Baseball Association	Lot 2 District Lots 777 and 1430 Plan 17961 Except Plans 19756, 21708, 22207 and PGP43681	2214 Del Laverdure Way	7,362.16
Prince George Youth Baseball Association	Lot A District Lot 4047 Plan 17956 Except Plan 23955	4055 Balsum Rd	1,757.96
Prince George Youth Baseball Association	Parcel Z, District Lot 417, Plan 1409 Except Plans 12977 and 32450	755 20th Avenue	1,351.62
Prince George Youth Baseball Association	Lot 520 District Lot 936 Plan 15185	3655 Rainbow Dr	1,616.60
Prince George Youth Baseball Association	Lot A District Lot 4048 Plan 26729	4855 Heather Rd	7,244.03
Prince George Youth Soccer Association	Lot 1 District Lot 2508 Plan 17575	4111 15th Ave	24,602.32
REAPS - Lheidli T'enneh Memorial Park	District Lot 343 Plan 1268 Parcel X (PL17962), Except Plan 17963	1950 Gorse St	1,614.37
REAPS - Lheidli T'enneh Memorial Park (Composting area)	Lot 1 District Lot 343 Plan 32450 Except Plan Pgp46330.	750 20th Avenue	754.74
Royal Canadian Legion Connaught Gymnasium Youth Centre	Lot 1 District Lot 343 Plan 31887	1491 17th Ave	23,376.55
Spruce Capital Karting Association	Block D District Lot 2155	Highway 16 E	901.56
Spruce City Mens Fastball	Lot 2 District Lots 777 and 1430 Plan 17961	2210 Massey Dr	7,114.66
Spruce City Minor Boys Softball	Lot 2 District Lots 777 and 1430 Plan 17961	2428 Del Laverdure Way	9,461.58
Spruce City Wildlife Association	Parcel A (U41172) Block 1 District Lot 1511 Plan 1391	1384 River Road	4,377.39
Super Trak BMX Society	Lot 2 District Lots 777 and 1430 Plan 17961	2323 Del Laverdure Way	1,202.19
Two Rivers Gallery (Prince George Regional Art Gallery Association)	Lot 2 District Lot 343 Plan EPP34406	725 Canada Games Way	87,547.78
YMCA	Lot A District Lot 1430 Plan 21708 R/W PL 21720 21783	2020 Massey Dr	50,191.87
		TOTAL FOR TENANT	530,240.41
		OVERALL TOTAL	1,908,035.68

