



City of Prince George

December 31, 2020

—

May 10, 2021

Agenda

- Auditors' Report
- Consolidated Financial statements
- Surplus and reserves
- Questions

Auditors' Report

- Independent Auditors' Report
 - Clean auditors' report to be issued in respect of the consolidated financial statements in accordance with Canadian public sector accounting standards

City of Prince George - December 31, 2020

Consolidated Statement of Financial Position – Financial Assets (in thousands)

	2020	2019
Cash and Cash Equivalents	\$ 73,986	\$ 96,257
Receivables	\$ 25,973	\$ 22,363
Investments	\$ 22,076	\$ 5,105
Property Held for Resale	\$ 137	\$ 773
Deposits - MFA	\$ 2,113	\$ 2,064
Total Financial Assets	\$ 124,285	\$ 126,562

City of Prince George - December 31, 2020

Consolidated Statement of Financial Position – Financial Liabilities (in thousands)

	2020	2019
Accounts Payable and Accrued Liabilities	\$ 54,225	\$ 39,693
Deferred Revenue	\$ 12,694	\$ 10,434
Deferred Development Cost Charges	\$ 5,446	\$ 5,190
Reserves - MFA	\$ 2,113	\$ 2,064
Debt	\$ 68,593	\$ 86,912
Total Financial Liabilities	\$ 143,071	\$ 144,293
Net Debt	\$ (18,786)	\$ (17,731)

City of Prince George - December 31, 2020

Consolidated Statement of Financial Position – Non-Financial Assets (in thousands)

	2020	2019
Prepaid Expenses	\$ 2,008	\$ 2,469
Inventories	\$ 1,233	\$ 1,077
Tangible Capital Assets	\$ 770,261	\$ 730,493
Total Non-Financial Assets	\$ 773,502	\$ 734,039

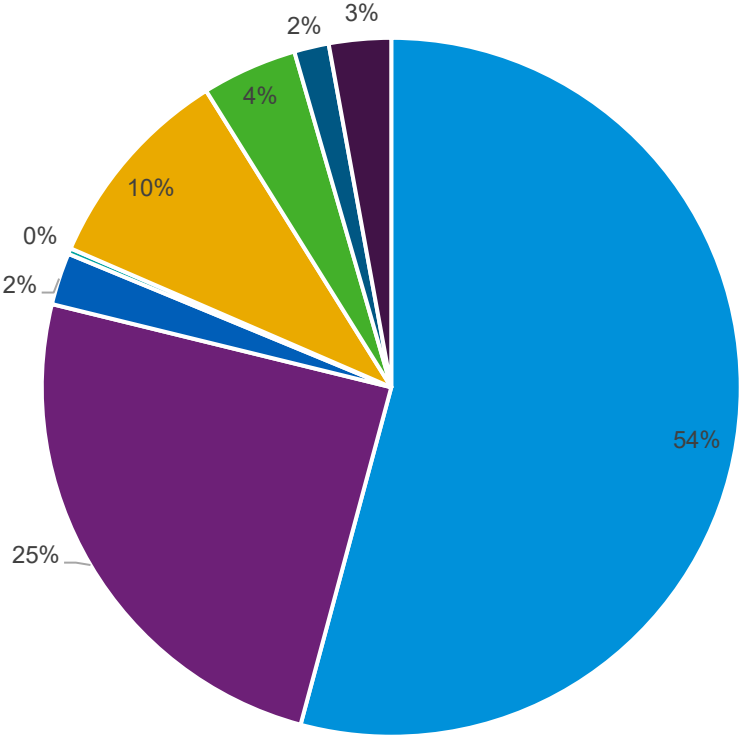
City of Prince George - December 31, 2020

Consolidated Statement of Operations (in thousands)

	Budget 2020	Actual 2020	Actual 2019
Revenues	\$ 192,278	\$ 210,546	\$ 217,030
Expenses	\$ 170,559	\$ 172,138	\$ 175,116
Annual Surplus	\$ 21,719	\$ 38,408	\$ 41,914

Revenue by Category - 2020

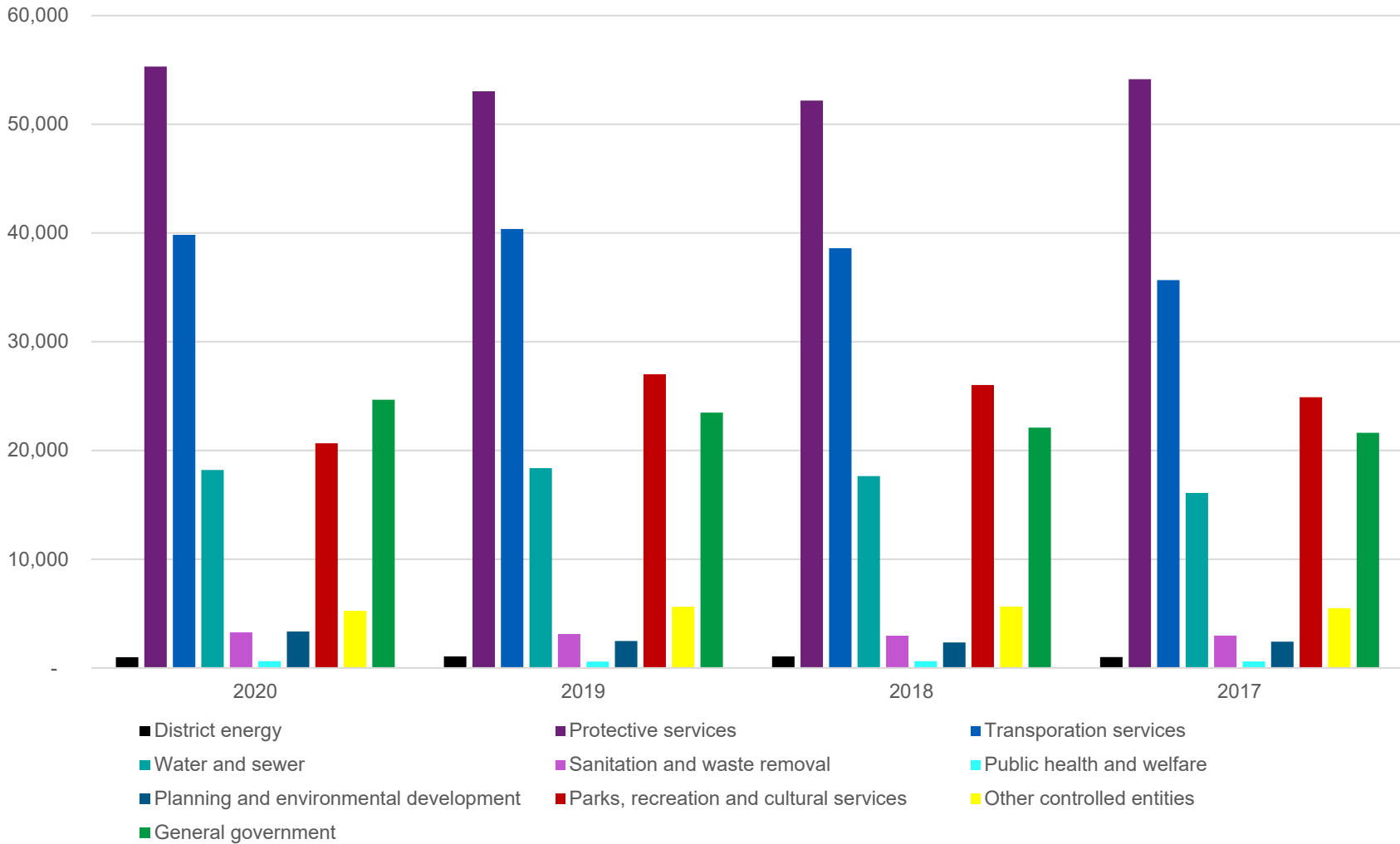
Revenue by Category - 2020



- Net taxation and grants in lieu, net
- Investment income
- Contributions from other governments and agencies
- Gain (loss) on disposal of TCA
- Sale of services, user rates, and rentals
- Development cost charges contributions
- Other revenue
- Contributions on TCA

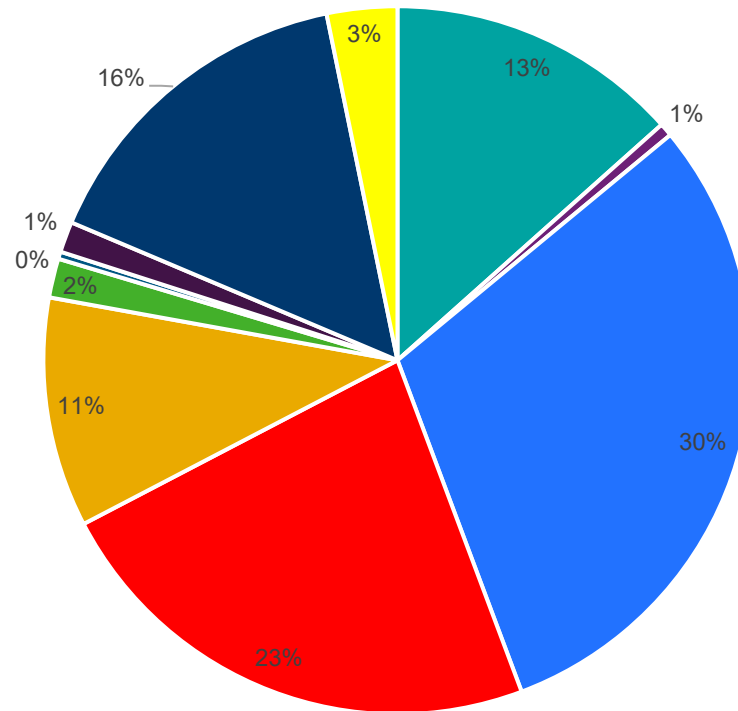
Expenses by Function - 2017 to 2020

Expenses by Function



Expenses by Function - 2020

Expenses by Function - 2020



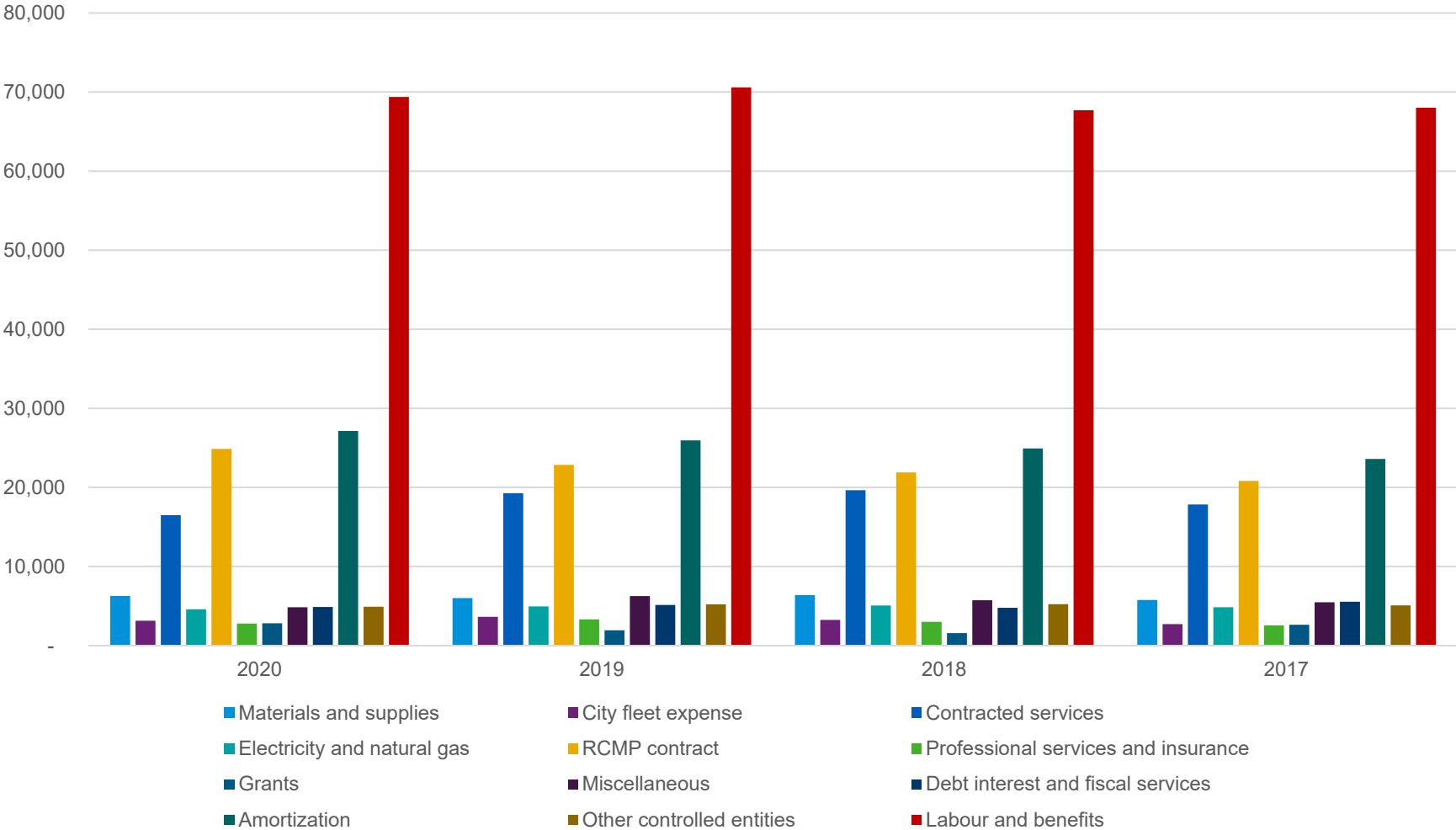
- General government
- Transportation services
- Public health and welfare
- Other controlled entities

- District energy
- Water and sewer
- Planning and environmental development

- Protective services
- Sanitation and waste removal
- Parks, recreation and cultural services

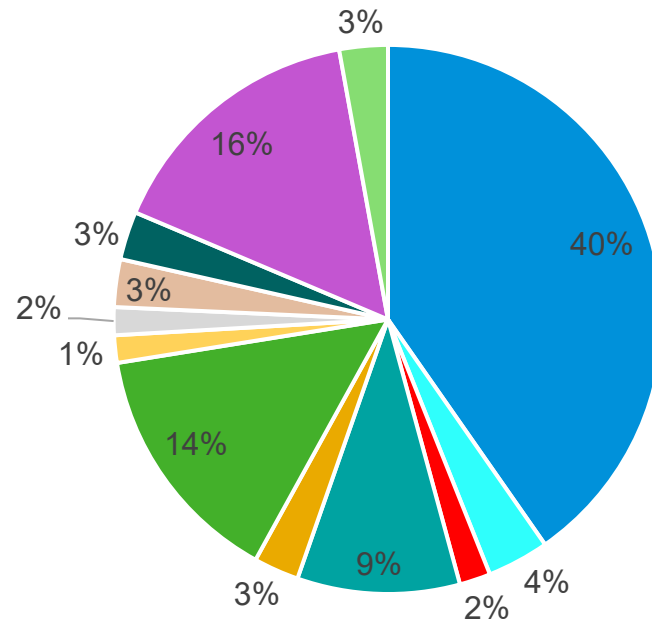
Expenses by Object- 2017 to 2020

Expenses by Object



Expenses by Object - 2020

Expenses by Object - 2020



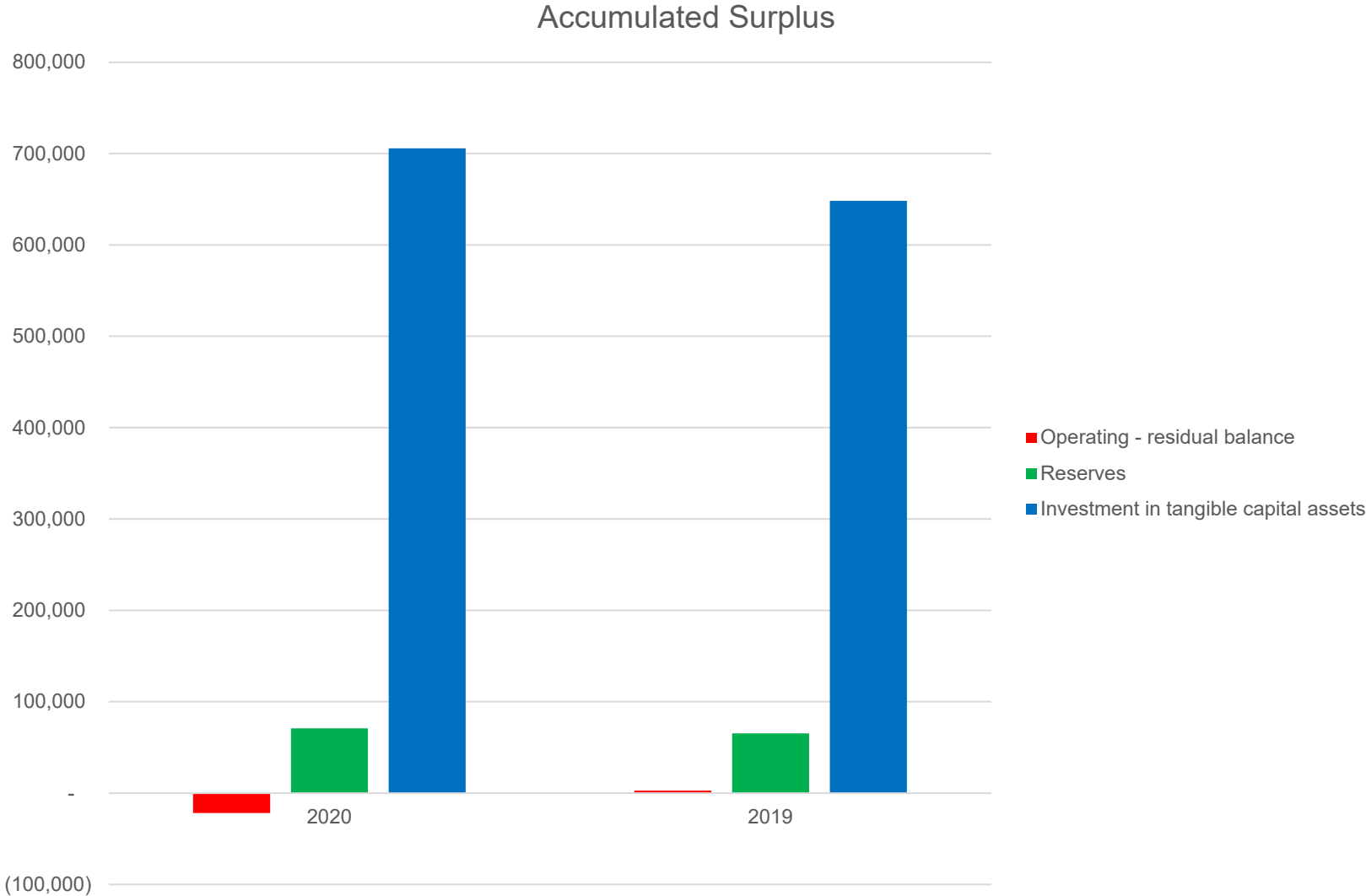
- Labour and benefits
- City fleet expense
- Electricity and natural gas
- Professional services and insurance
- Miscellaneous
- Amortization
- Materials and supplies
- Contracted services
- RCMP contract
- Grants
- Debt interest and fiscal services
- Other controlled entities

City of Prince George - December 31, 2020

Consolidated Statement of Change in Net Debt (in thousands)

	Budget 2020	Actual 2020	Actual 2019
Opening Net Debt	\$ (17,731)	\$ (17,731)	\$ (27,323)
Annual Surplus	\$ 21,719	\$ 38,408	\$ 41,914
Net Change in Non-financial Assets	\$ 3,192	\$ (39,463)	\$ (32,322)
Closing Net Debt	\$ 7,180	\$ (18,786)	\$ (17,731)

Accumulated surplus - Year ended December 31, 2020



City of Prince George - December 31, 2020

Accumulated Surplus (in thousands)

	2020	2019
Operating (deficit) surplus	\$ (21,846)	\$ 2,675
Reserves	\$ 70,744	\$ 65,395
Investment in tangible capital assets	\$ 705,818	\$ 648,238
Accumulated surplus	\$ 754,716	\$ 716,308

City of Prince George - December 31, 2020

Reserves Breakdown (in thousands)

	2020	2019	Change
General Capital	\$ 6,810	\$ 17,706	\$ (10,896)
Water Capital	\$ 12,125	\$ 10,356	\$ 1,769
Sewer Capital	\$ 10,188	\$ 7,700	\$ 2,488
Downtown Off-Street Parking	\$ 2,643	\$ 1,844	\$ 799
Computers and Equipment	\$ 3,317	\$ 4,007	\$ (690)

City of Prince George - December 31, 2020

Reserves Breakdown (in thousands)

	2020	2019	Change
Land Development	\$ 1	\$ 1	\$ 0
Northern Capital & Planning	\$ 12,096	\$ 7,697	\$ 4,399
Snow Control	\$ -	\$ -	\$ -
Road Rehabilitation	\$ 1,179	\$ 592	\$ 587
Safe Restart Grant	\$ 6,110	\$ -	\$ 6,110
Other Statutory & Regulated	\$ 16,275	\$ 15,492	\$ 783
Total Reserves	\$ 70,744	\$ 65,395	\$ 5,349

Notes to the consolidated financial statements

- Significant accounting policies (note 1)
- Cash and cash equivalents (note 2)
- Receivables (note 3)
- Investments (note 4)
- Municipal Finance Authority debt reserve fund (note 5)
- Accounts payable and accrued liabilities (note 6)
- Deferred revenues (note 7)
- Deferred development cost charges (note 8)
- Tangible capital assets (note 9)
- Accumulated surplus (note 10)
- Contractual rights (note 11)
- Budgeted surplus (note 12)
- Commitments and contingencies (note 13)
- Expenses by object (note 14)
- Segmented information (note 15)
- Comparative figures (note 16)

Questions on the consolidated financial statements?

© 2017 KPMG LLP, a Canadian limited liability partnership and a member firm of the KPMG network of independent member firms affiliated with KPMG International Cooperative (“KPMG International”), a Swiss entity. All rights reserved. The KPMG name and logo are registered trademarks or trademarks of KPMG International.

The information contained herein is of a general nature and is not intended to address the circumstances of any particular individual or entity. Although we endeavour to provide accurate and timely information, there can be no guarantee that such information is accurate as of the date it is received or that it will continue to be accurate in the future. No one should act on such information without appropriate professional advice after a thorough examination of the particular situation.