

2023 Annual Report

Annual Report for the year ending
December 31, 2023




Outline:

- Purpose of an annual report
- 2023 achievements
- 2023 financial information

- The annual report is prepared by the communications and finance divisions of the City of Prince George, in cooperation with other City departments and divisions, the Prince George Public Library and Tourism Prince George.
- The annual report is compiled in accordance with sections 98 and 99 of the *Community Charter*.

Our four strategic pillars



City government and infrastructure



Social health and well-being



Environmental stewardship and climate action



Economic growth and diversity

City government and infrastructure

myPG Goals

- Sustainable infrastructure
- Sustainable fiscal management
- Organizational excellence
- Healthy workplace
- Effective governance

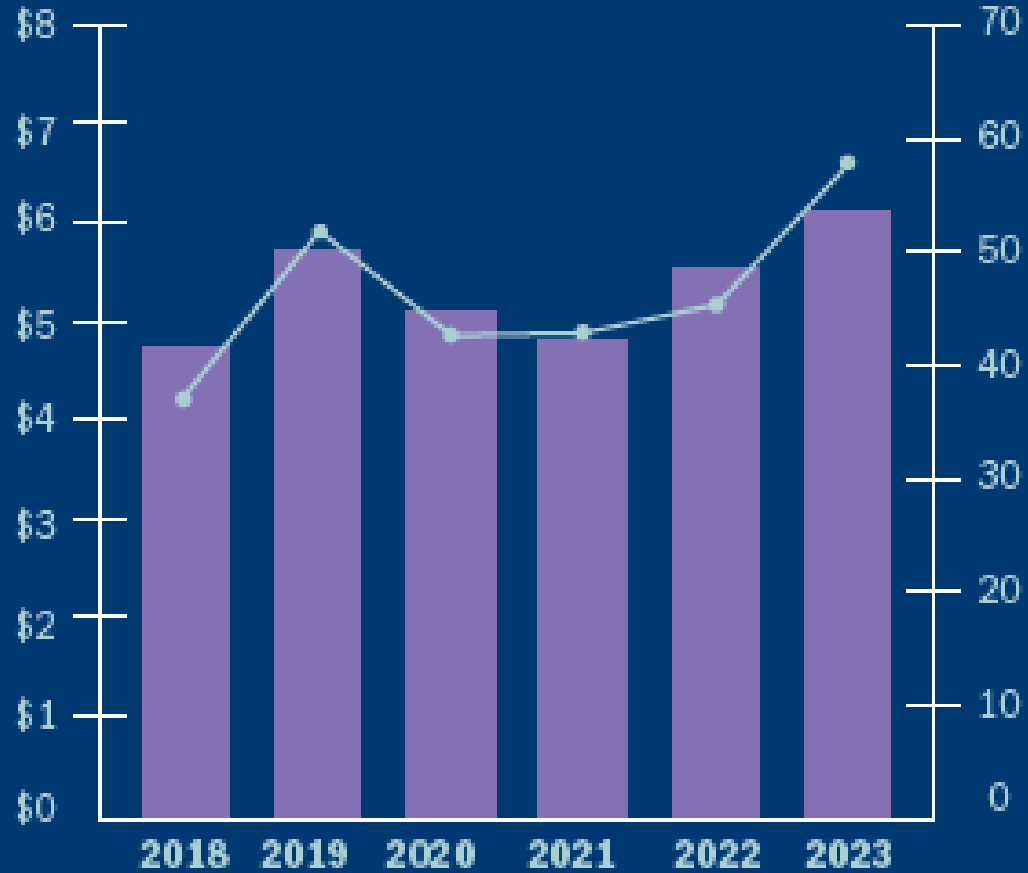


2023 capital projects



Roads projects

Road rehabilitation



Annual capital paving expenditures in \$millions

Lane kilometers paved

Sidewalk projects

3,297 metres
of sidewalk rehabilitated

485 metres
of new concrete sidewalk installed

Social health and well-being

myPG Goals

- Affordable, accessible housing
- Clear identity and pride
- Cultural richness
- Equity and inclusion
- Health and wellness
- Safe environment
- Supporting and engaged community



Environmental stewardship and climate action

myPG Goals

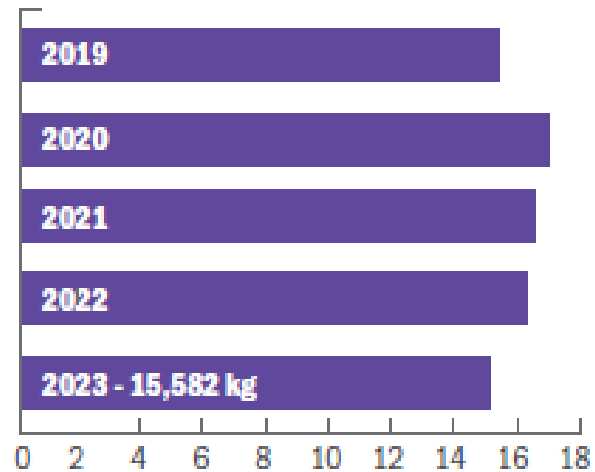
- Clean air
- Clean water
- Green city, green practices
- Green energy
- Reduce carbon emissions and adapt to climate change
- Reduce waste



Garbage

The City's curbside garbage collection program served 26,000 properties in 2023.

Total garbage collection
(in millions of kilograms)



Average annual garbage collected per household:

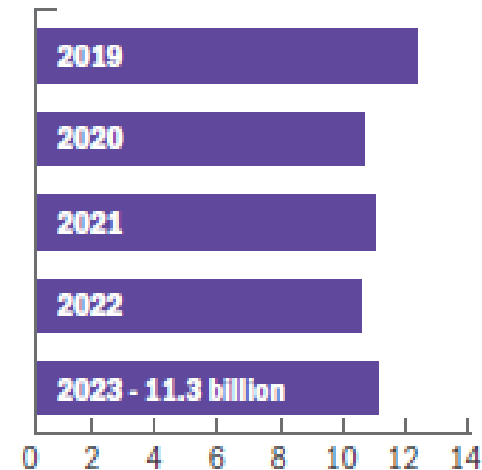
611.22 kg

that's down from 618.59 kg in 2022. 2023 marked the third year in a row that residents reduced the amount of garbage sent to the landfill – great work helping us reduce, reuse, and recycle!

Water

Prince George sources its drinking water from underground aquifers that are tapped by six wells. Water is stored in 15 reservoirs and distributed via more than 800 kilometres of distribution pipes.

Annual water production and consumption in billions of litres



Average daily water consumption per capita

425 litres

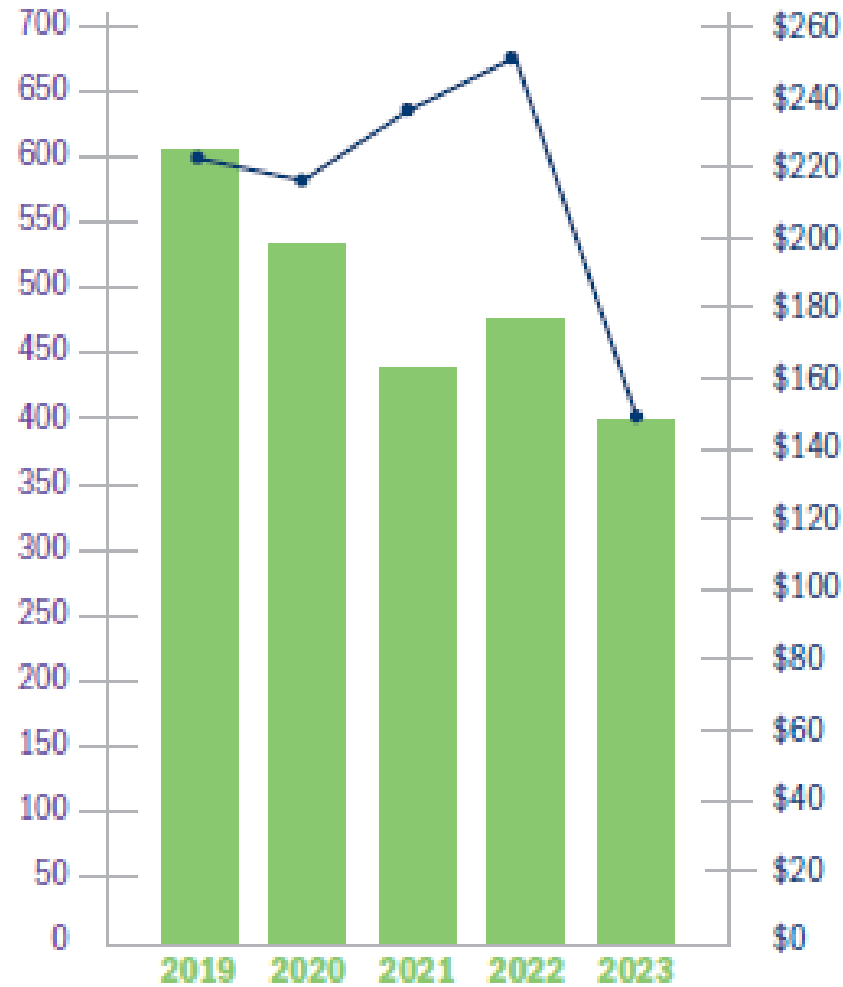
Economic growth and diversity

myPG Goals

- Diversified and vibrant economy
- Employment diversity and accessibility
- International connections
- Sustainable business



Number and value of building permits



■ Number of Building Permits

—● Value of Building Permits in \$millions



Financial information

- Report from the Financial Officer
- Consolidated financial statements
- Tax exemptions
 - Revitalization tax exemptions
 - Permissive tax exemptions

Questions?

