

Prince George Fire/Rescue

Standards of Cover 2022 – Midpoint Review

Fire Services in a Time of Change

Agenda

- Mid-point Standards of Cover Refresh of 2016 Project
- Assessing Project Completion to Date
- Addressing Major Fire Service Change Issues
 - Regulatory Issues
 - Impact of Fires and Flooding, Heat Dome, Opioid Crisis
 - Assess Risk
 - Pending Changes
- Initial Recommendations for Consideration
- Final Report in Q4

Our Company: DMA

- Independent Fire Service Consultants from 2000
- Our Projects with Prince George
 - 2002 FOCC Review, 2016 Standards of Cover, 2017 PGIMAC Tabletop
 - + Executive Recruitment
- Similar Standards of Cover
 - Oak Bay, Port Moody, Fort St John, Saanich, Sooke, Dawson Creek, Delta, West Vancouver, New Westminster, North Vancouver City & District
- 2003 Firestorm Report, UBCM, Office of the Fire Commissioner, EMBC, E-Comm

2016 Standards of Cover Recommendations

- Final Report to Council was in 2016
- 24 Major Recommendations
- 18 Completed
- Four are Ongoing
 - Two regarding training
 - One regarding turnout times
 - One to address fire prevention inspection access
- Two Still to be Addressed
 - Additional Staffed Unit at Hall 1
 - Development of a Dedicated Training Site

Prince George – Current Issues

- Number of Incidents is Rising Significantly
- Fire Losses and Reportable Fires are Increasing
- Population is Increasing
- Mandatory Training Requirements will be Changing and more Complex
- Fire Safety Act will Change Fire Safety Inspections, Investigations
- Emergency Program Act being Rewritten
- Opioid Crisis, Homelessness
- Climate Change: Heat Dome, Forest Fires, Flooding

Extreme Heat and Human Mortality: A Review of Heat-Related Deaths in B.C. in Summer 2021

2021 Heat Dome

- June 25 to July 1
- Temperatures over 40 Celsius
- 619 heat related deaths
- 911 calls doubled during the peak of the heat dome
- In 17 instances, 911 callers were placed on hold for an extended period of time
- In 6 instances, callers were told that there was no ambulance available

BRITISH COLUMBIA

Office of the Fire Commissioner

**Annual Report
2021**

OFC Annual Report

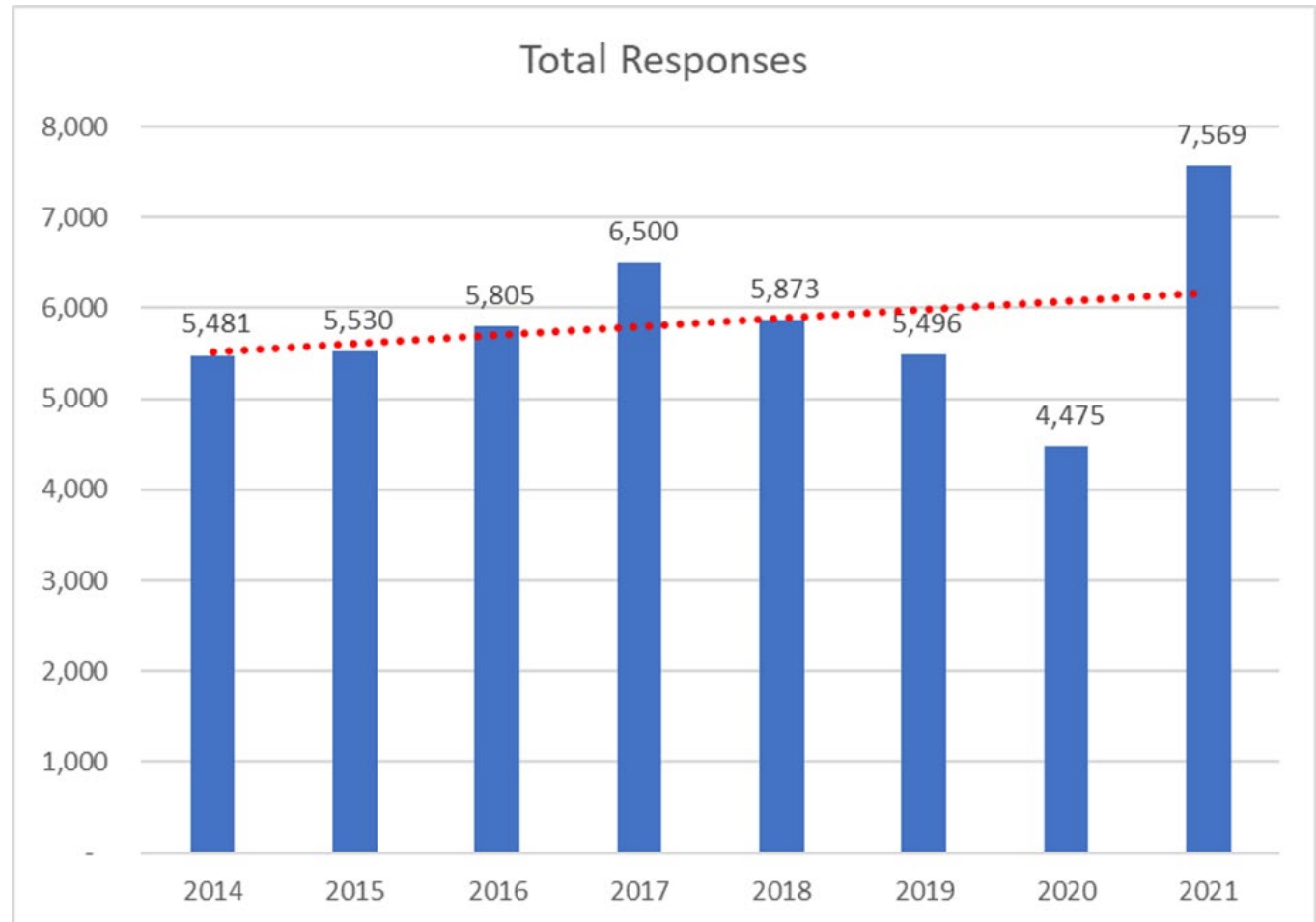
- Between 2019 and 2021, fire-related deaths in British Columbia rose from 27 to 56—a 107 percent increase.
- Over the last two reporting years, there has been a **119 PERCENT INCREASE IN FIRE-RELATED DEATHS**

B.C. Fire Service Context

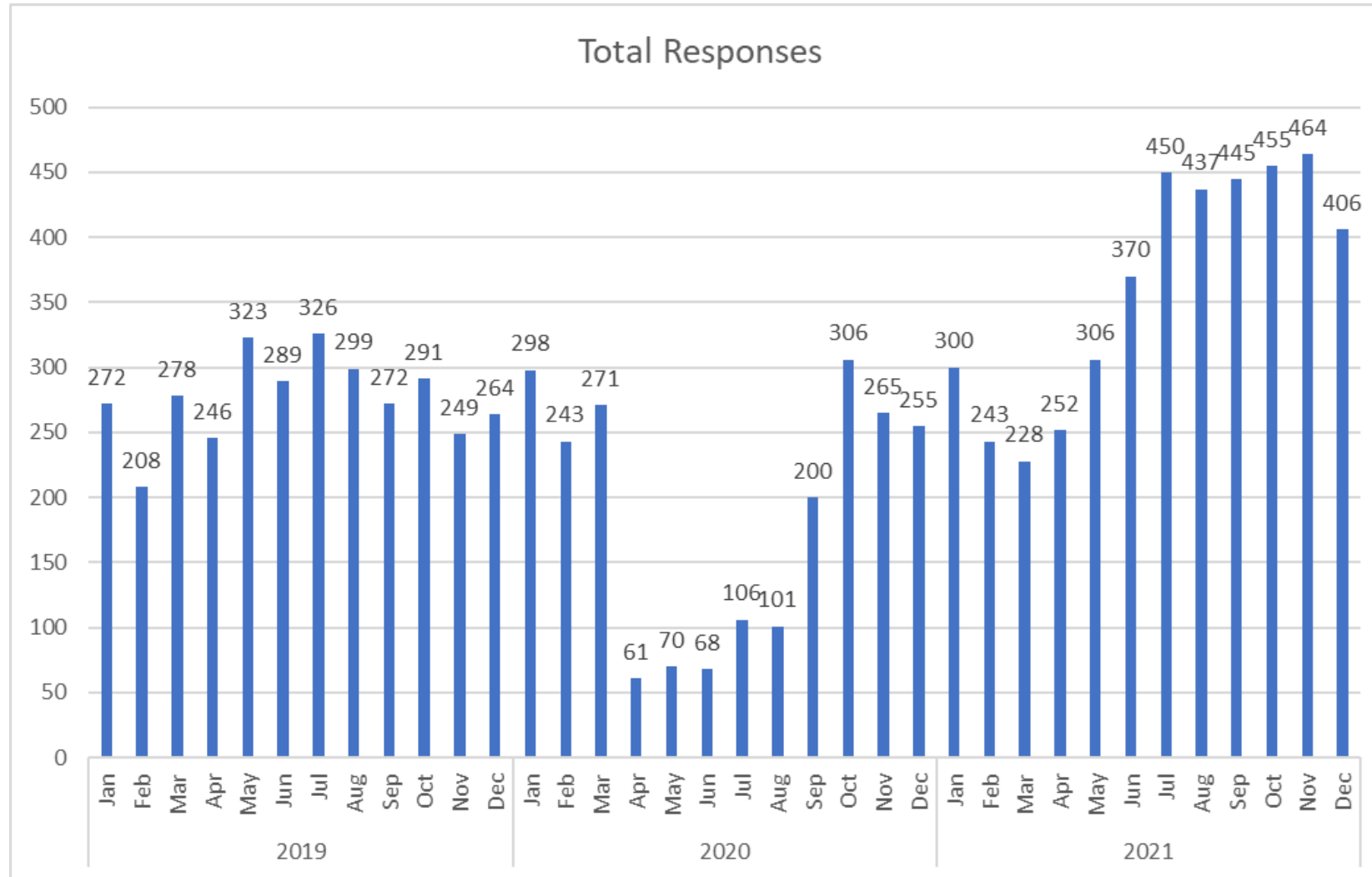
- OFC Mandatory Training Standards
- Fire Safety Act, replacing the Fire Services Act
- Emergency Program Act
 - Sendai Model, U.N.D.R.I.P.
- WorkSafe BC, including Part 31
- Fire Underwriters
- Firefighter Health and Safety
 - Occupational Cancer, PTSD, Heart Disease

Rising Call Volume

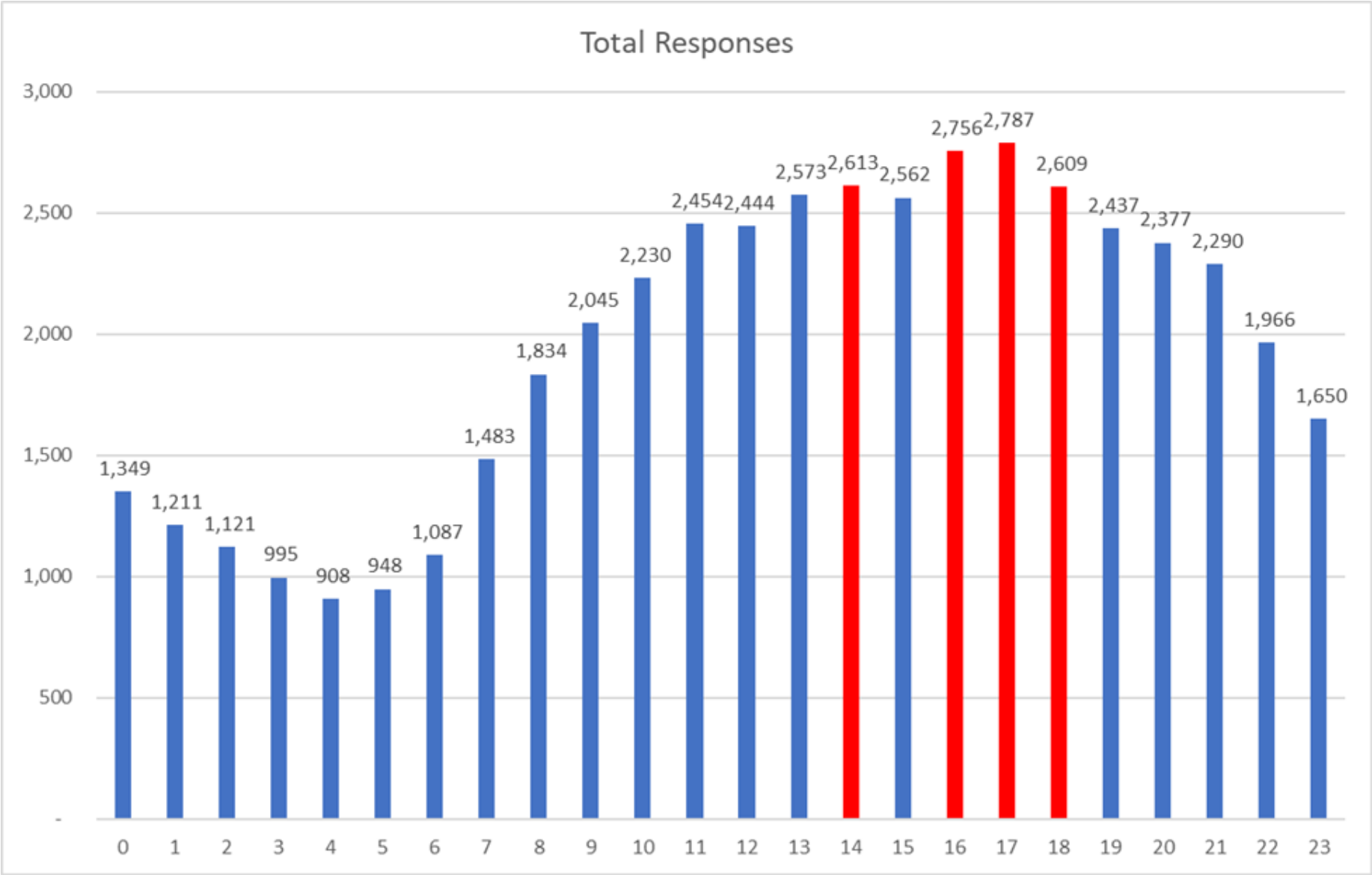
Year	Count
2014	5,481
2015	5,530
2016	5,805
2017	6,500
2018	5,873
2019	5,496
2020	4,475
2021	7,569
Total	46,729



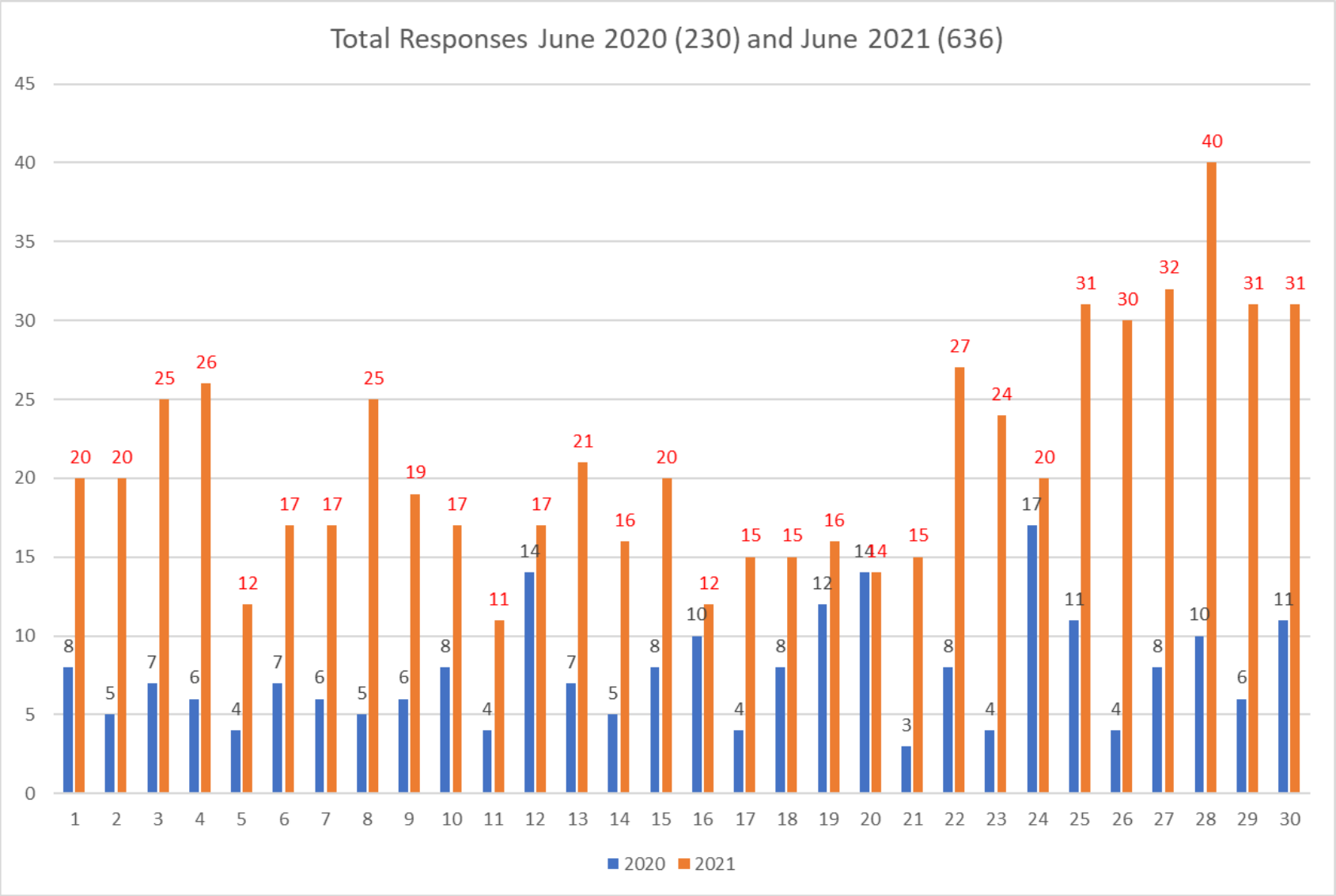
Emergency Medical Responses 2019 to 2021



Response by Hour



Surge Capacity: June 2020 vs. June 2021



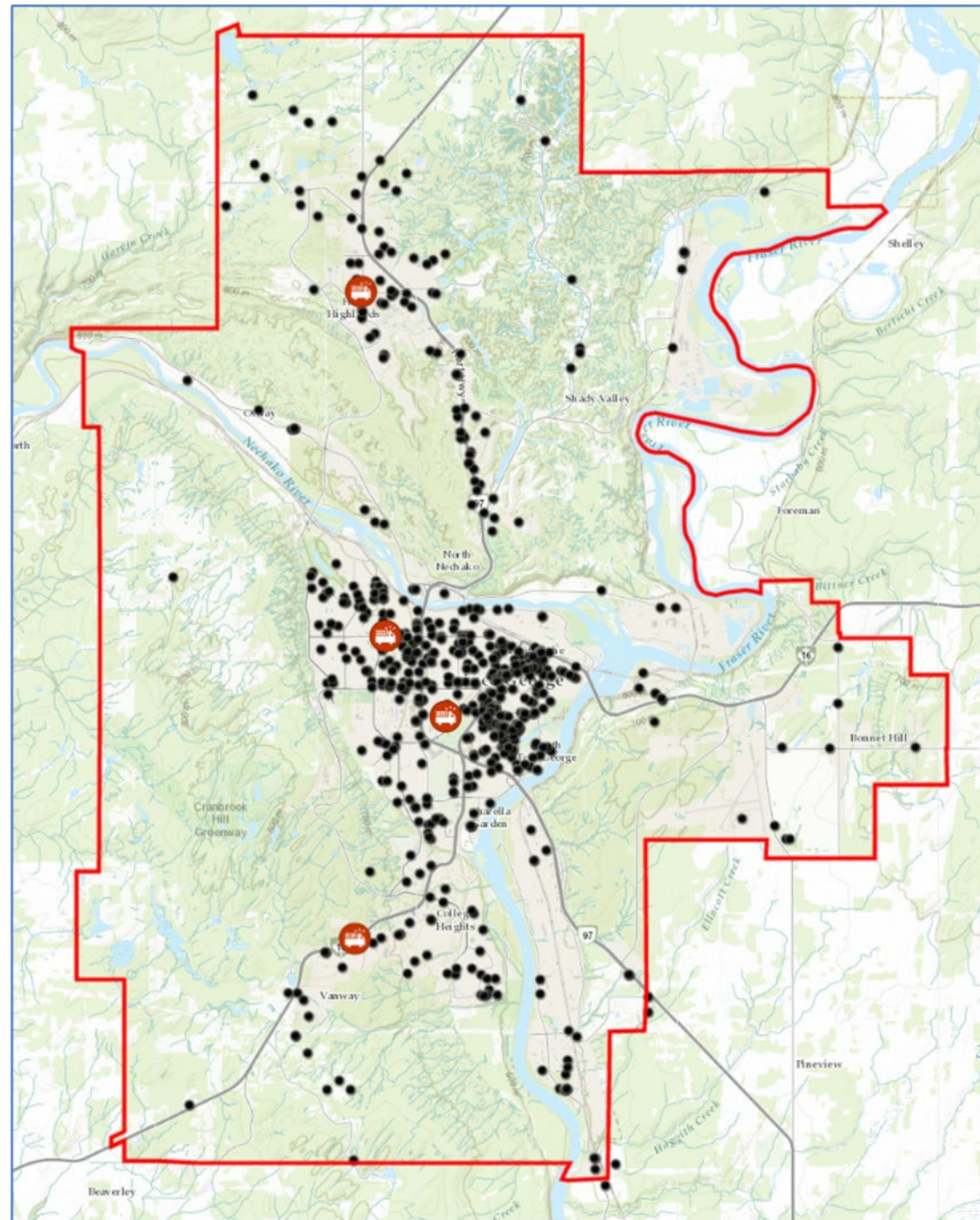
Responses by Year and by Month

Month	Jan	Feb	Mar	Apr	May	Jun	Jul	Aug	Sep	Oct	Nov	Dec	Total
2014	450	370	373	437	522	472	553	473	491	450	407	483	5,481
2015	460	392	448	471	535	425	511	437	429	503	419	500	5,530
2016	528	433	471	524	504	456	497	442	444	473	490	543	5,805
2017	500	493	486	508	595	541	634	655	499	503	527	559	6,500
2018	605	551	531	546	631	399	421	484	410	457	380	458	5,873
2019	420	376	475	437	547	467	545	467	439	485	425	413	5,496
2020	482	369	408	247	265	230	321	275	409	522	482	465	4,475
2021	522	449	413	500	557	636	745	719	762	786	771	709	7,569
Total	3,967	3,433	3,605	3,670	4,156	3,626	4,227	3,952	3,883	4,179	3,901	4,130	46,729

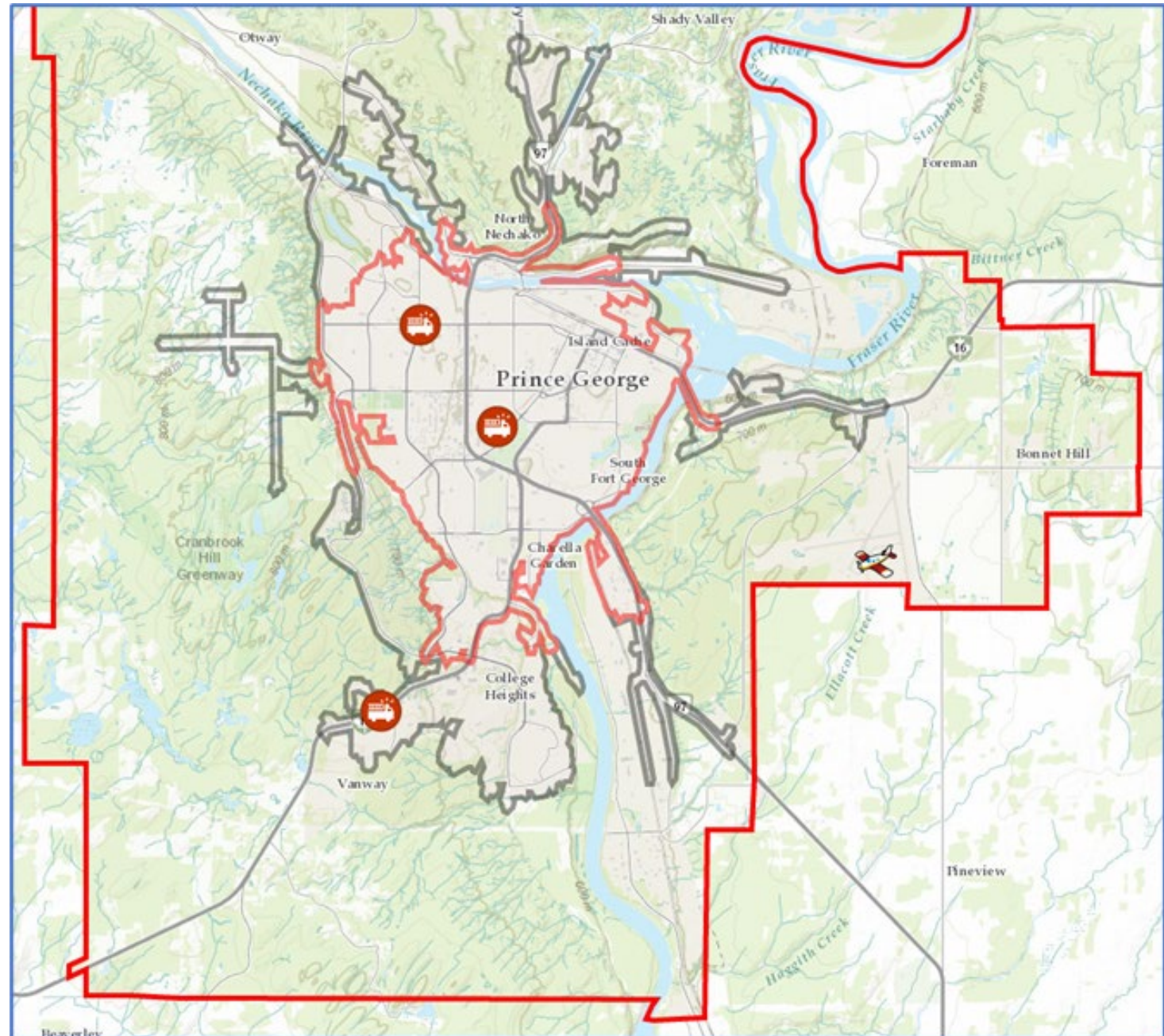
Responses by Fire Hall

Year	Hall 1	Hall 2	Hall 3	Hall 4	Total
2014	2,813	1,493	539	636	5,481
2015	2,735	1,531	577	687	5,530
2016	2,836	1,661	576	732	5,805
2017	3,514	1,674	666	646	6,500
2018	3,182	1,488	637	566	5,873
2019	2,974	1,375	630	517	5,496
2020	2,513	1,046	491	425	4,475
2021	4,536	1,694	733	606	7,569
Total	25,103	11,962	4,849	4,815	46,729

Structure Fires by Location



Fire Underwriters Coverage Concern for BC Rail Area



Fire Underwriters Coverage Concern for BC Rail Area Addressed with Hall 5




Training Site

- Recommendation from 2016 Standards of Cover
- June 2022 Chief Warner, Deputy Chief Burleigh Reviewed Four Sites:
 - Delta Fire Department
 - Vancouver Fire Department
 - Port Coquitlam Fire Department
 - Fire Academy in Maple Ridge
- Stressed Need to Plan for Usage and Growth
- Burn Facility Options
- Partnership Opportunities
 - Justice Institute Fire Academy
 - First Nations Emergency Services Society

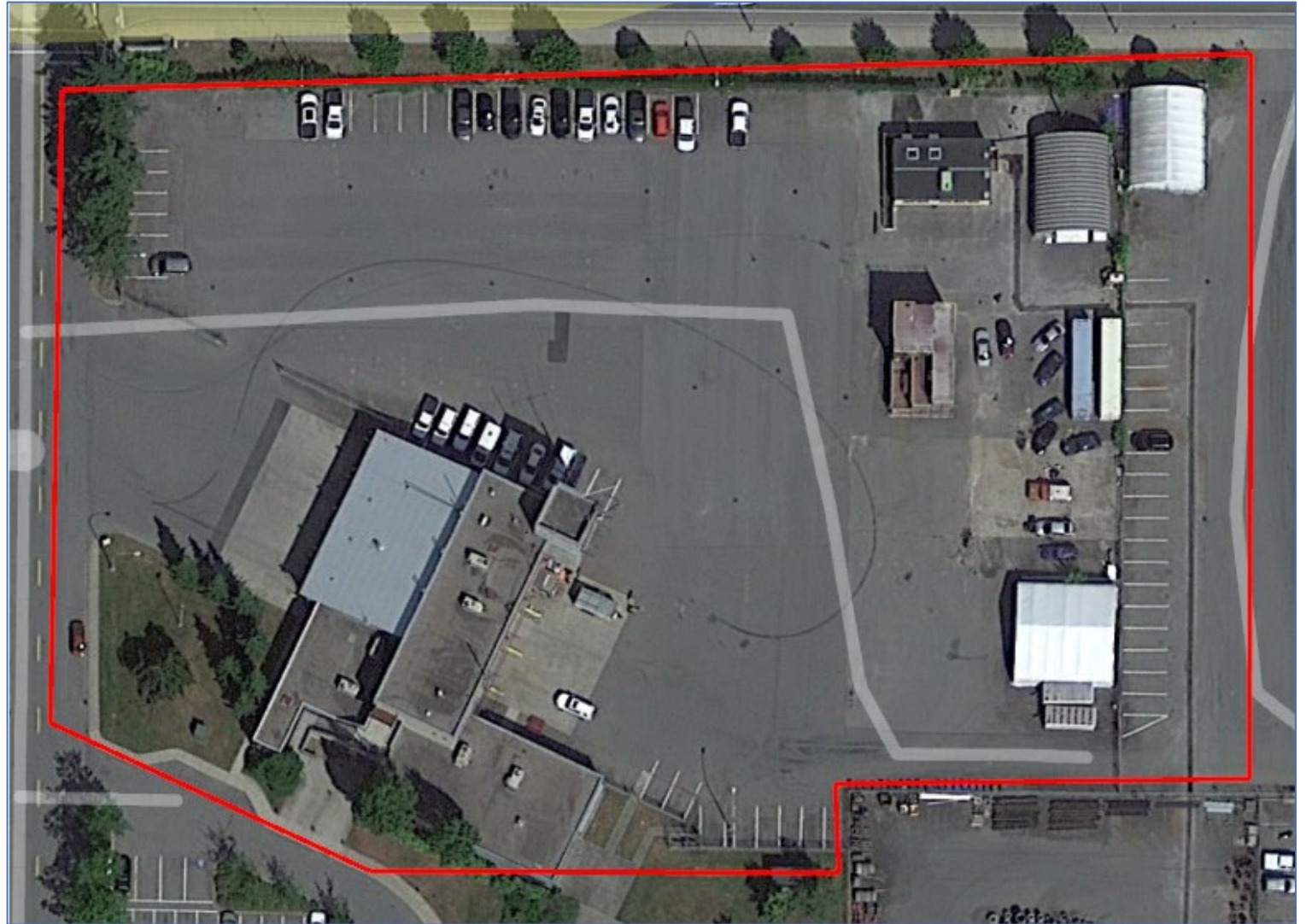
Vancouver Fire Chess Street Training Site



Delta Fire: Hall 4 Training Site



Port Coquitlam Hall1 Training Site



JIBC Fire Academy at Maple Ridge



Next Steps

- Training Site
 - Explore Several Partnership Opportunities
 - Consider Space Plan
- Staffing Levels
 - Review / Consider Staffing Level Adjustment to Address Growth in Demand
- Fire Underwriters re BC Rail
 - Review Locations
 - Consider Industrial Partners

Discussion