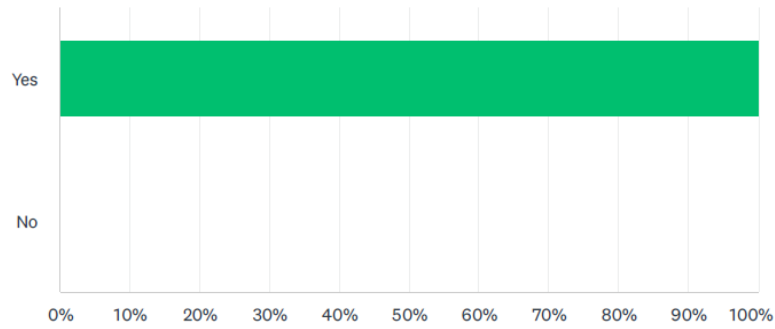


### QUESTION 1: ARE YOU A RESIDENT OF PRINCE GEORGE?

Chart 1: Response to Mega Park Survey Question 1



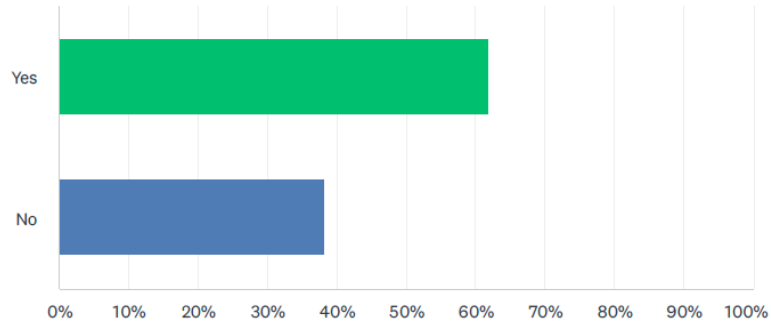
ANSWER CHOICES	RESPONSES	
Yes	100.00%	2,244
No	0.00%	0
TOTAL		2,244

**SUMMARY  
RESPONSE:**

- 100% of respondents were residents of Prince George
- 2,244 Prince George residents responded to the online survey

## QUESTION 2: DO YOU HAVE CHILDREN IN YOUR HOUSEHOLD UNDER THE AGE OF 18?

Chart 2: Response to Mega Park Survey Question 2



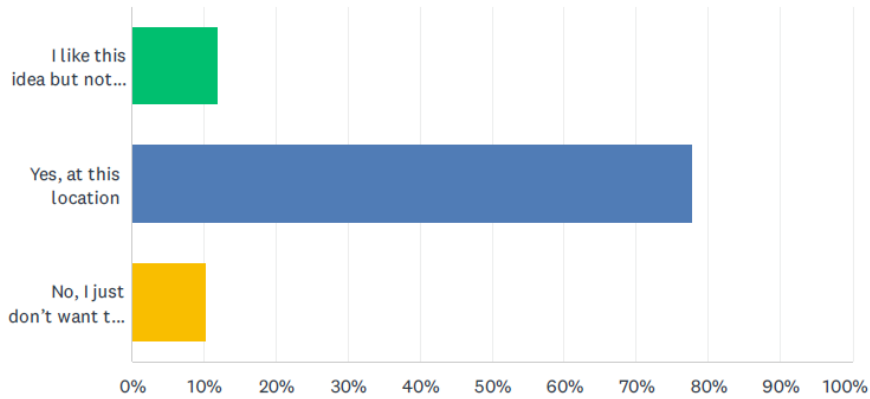
ANSWER CHOICES	RESPONSES	
Yes	61.81%	1,387
No	38.19%	857
TOTAL		2,244

**SUMMARY  
RESPONSE:**

- 62% of respondents have children under 18 years old living in their household
- 38% of respondents do not have children under 18 years old living in their household

**QUESTION 3: THE PROPOSED LOCATION AT THIS TIME IS A CITY-OWNED 6 ACRE SITE NEAR OSPIKA BLVD. AND 22<sup>ND</sup> AVE.  
DO YOU SUPPORT THIS PROJECT AT THIS LOCATION?**

**Chart 3: Response to Mega Park Survey Question 3**

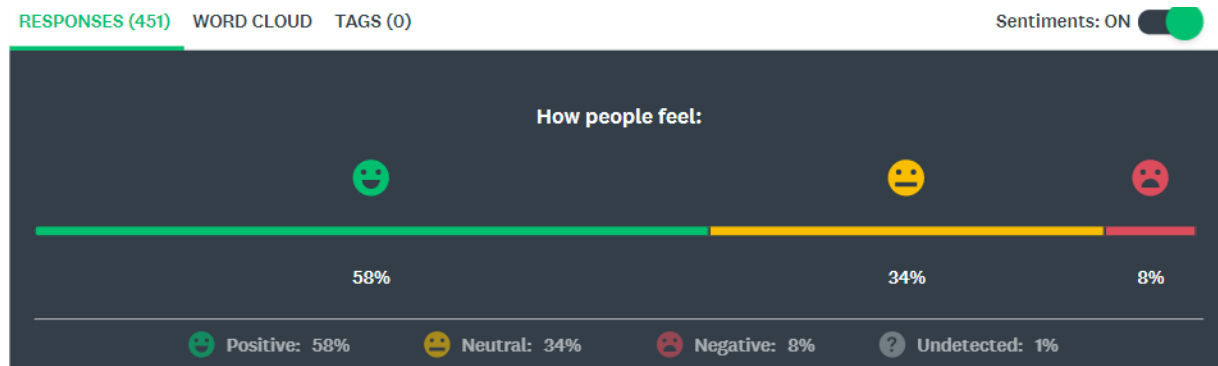


ANSWER CHOICES	RESPONSES	
I like this idea but not there	12.03%	270
Yes, at this location	77.76%	1,745
No, I just don't want the park at all	10.20%	229
TOTAL		2,244

**SUMMARY RESPONSE:**

- 78% of respondents support this location
- 12% of respondents like the new park, but not at this location
- 10% of respondents don't want the park at all
- The comments provided by respondents to this question were 58% positive, 34% neutral, and 8% negative. See “How People Feel” for a summary of the themes that were in the feedback received.

## “HOW PEOPLE FEEL” – QUESTION 3



### COMMENTS PROVIDED:

451 comments provided and summarized in the “How People Feel” graph. Comments included:

#### Green

- good for the city and the neighbourhood.

#### Yellow

- concerns about increased traffic in the neighbourhood.
- Concern about lack of parking.
- Concern about a playground beside a busy road.
- Would I like to know what the other options are before deciding.
- There should be an assessment first to determine what our city actually needs.
- The area needs to be more pedestrian and cyclist friendly

#### Red

- opposed to the project in general – not in favour of any increased costs
- Should use the land for hotels since it is so close to CN Centre.
- Rather see more neighbourhood parks
- Would be nice to have more parks in the Hart
- Reinvest funds in our existing parks to improve what we already have

**QUESTION 4: TELL US WHAT FEATURES ARE IMPORTANT TO YOU.**

**NOTE: INFRASTRUCTURE AND MAINTENANCE COSTS ARE NOT KNOWN AT THIS STAGE.**

**Table 1: Response to Mega Park Survey Question 4**

	I WANT IT NO MATTER THE COST	I WANT IT BUT I'M CONCERNED ABOUT COST	NOT SURE IF I WANT IT	THIS IS NOT A PRIORITY FOR ME	TOTAL
Pump Track	33.38% 737	22.64% 500	11.68% 258	32.29% 713	2,208
Junior Adventure Park (18mos – 5yrs)	52.88% 1,165	21.43% 472	3.40% 75	22.29% 491	2,203
Youth Adventure Park (5yrs – 12yrs+)	60.99% 1,349	23.10% 511	2.17% 48	13.74% 304	2,212
Senior Friendly Outdoor Fitness Station	38.35% 839	19.52% 427	10.01% 219	32.13% 703	2,188
Spray Park	55.09% 1,218	22.03% 487	6.51% 144	16.37% 362	2,211
Accessible Playground	59.56% 1,324	21.28% 473	3.06% 68	16.10% 358	2,223

**SUMMARY  
RESPONSE:**

This is a four-point scale question to have responses reflect the level of the interest in each park feature, with cost being a consideration in the level of priority for each park feature.

The level of support based on cost appears to vary for each feature, but in general:

- 4 of the 6 park features had over 50% for “I want it no matter the cost”. The 4 features include Junior Adventure Park, Youth Adventure Park, Spray Park, and Accessible Playground; and did **not** include the Pump Track or Senior Friendly Outdoor Fitness Station.
- About 20% indicated “I want it but I’m concerned about cost” for all 6 park features.
- The number of respondents indicating “not sure if I want it” range between 2-12% with the Pump Track (12%) and Senior Friendly Outdoor Fitness Station (10%) having the highest percentages in this response category.
- The number of respondents indicating “This is not a priority for me” range between 14-32% with the Pump Track (32%), Senior Friendly Outdoor Fitness Station (32%), and Junior Adventure Park (22%) having the highest percentages in this response category.

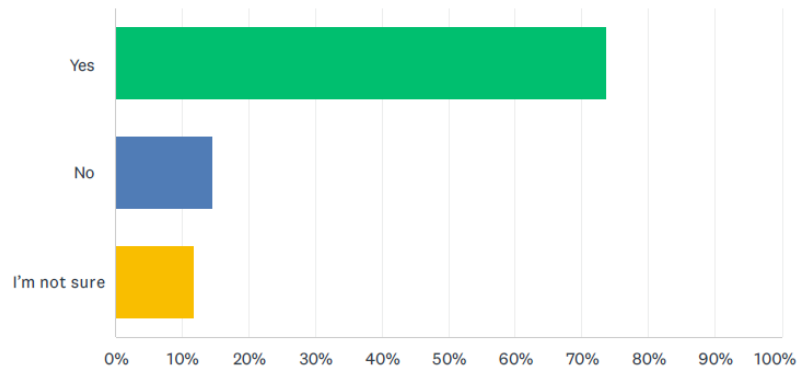
## QUESTION 4: IS THERE SOMETHING ELSE YOU WANT?

### COMMENTS PROVIDED:

- Other park features residents noted they would like to have:
  - Trampolines
  - Zip line
  - Toddler pool
  - Spray park
  - Indoor walking track
  - Off-leash area
  - Shade
  - Lots of natural elements incl boulders and logs to climb on
  - Basketball court
  - Road hockey
  - Tire swings
  - Winter elements
  - Walking path – and accessible path
  - Tunnel slide
  - Covered stage
  - Covered ice rink – with chiller
  - Dirt jumps
  - Climbing wall
  - Outdoor pool
  - Batting cage
  - Water slides
  - Horseshoes
  - Chess tables
  - Ping pong tables
  - Sandbox
  - Food truck area
  - RC track
  - Covered skate park
  - Pickleball court
  - Badminton court
  - Tennis court
  - Lacrosse box
  - Asphalt pump track

**QUESTION 5: THE PROPOSED MEGA PARK WITH THE 6 FEATURES NOTED ABOVE [IN QUESTION 4] WILL REQUIRE AN INCREASE TO THE CITY’S ANNUAL PARK MAINTENANCE COSTS. ARE YOU IN FAVOUR OF THE MEGA PARK PROJECT KNOWING THERE IS AN ANNUAL COST TO THE CITY OPERATING BUDGET?**

**Chart 4: Response to Mega Park Survey Question 5**

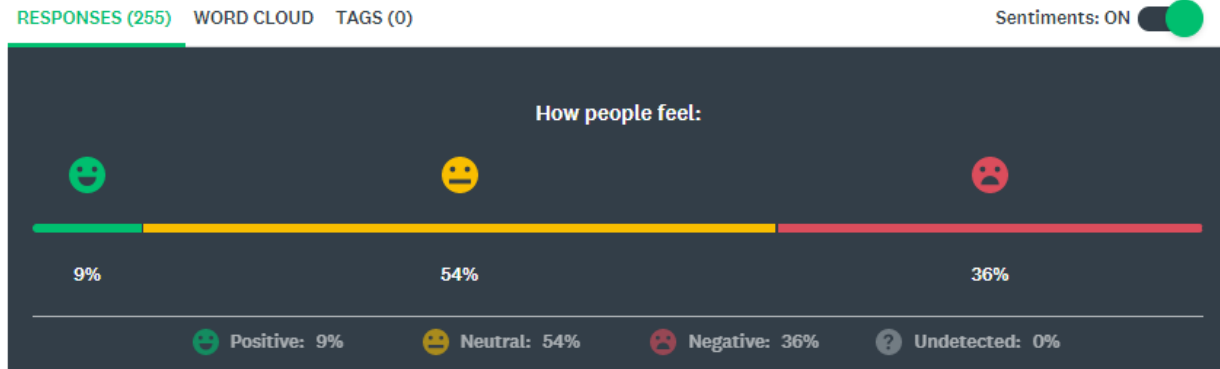


ANSWER CHOICES	RESPONSES	
Yes	73.71%	1,654
No	14.48%	325
I'm not sure	11.81%	265
TOTAL		2,244

**SUMMARY RESPONSE:**

- 74% of respondents are in favour of the proposed park knowing there will be an annual cost to the City Operating Budget
- 14% of respondents are **not** in favour of the proposed park knowing there will be an annual cost to the City Operating Budget
- 12% of respondents are not sure
- The comments provided by respondents to this question were 9% positive, 54% neutral, and 36% negative. See “How People Feel” for a summary of the themes that were in the feedback received.

## “HOW PEOPLE FEEL” – QUESTION 5



### COMMENTS PROVIDED:

255 comments provided and summarized in the “How People Feel” graph. Comments included:

#### Green

- We need more things for kids to do
- We need more things for families
- We need to act like a big city

#### Yellow

- Annual maintenance costs are a concern
- Need to know the tax implications
- As long as existing parks don't suffer
- Need corporate sponsor or more fundraising to cover all costs

#### Red

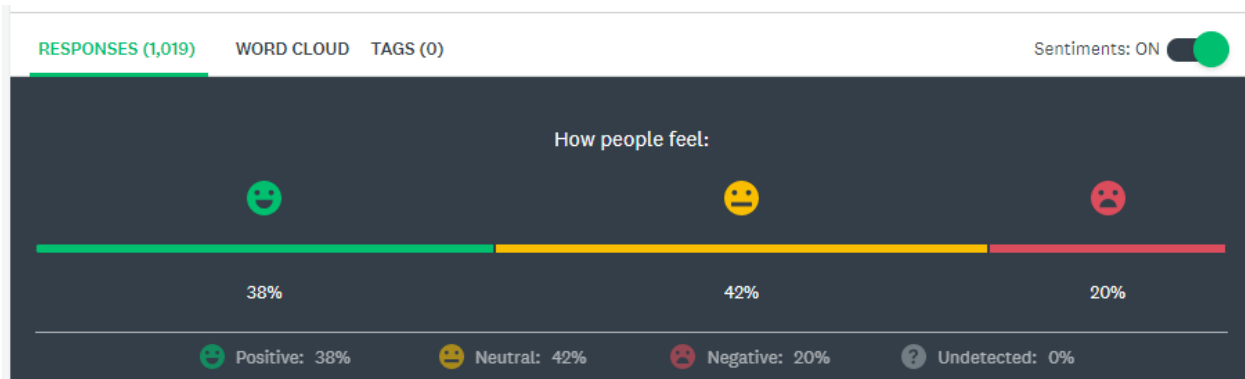
- Existing parks are not well maintained and need new equipment
- We don't need this
- Taxes are too high
- It will be over budget
- The maintenance will be very costly
- We just can't afford it



## QUESTION 6: COMMENTS - TELL US WHAT YOU THINK ABOUT THIS PROPOSAL

\*open ended question – responses for #6 are summarized under “How People Feel”

### “HOW PEOPLE FEEL” – QUESTION 6



#### COMMENTS PROVIDED:

1,019 comments provided and summarized in the “How People Feel” graph. Comments included:

#### Green

- This is so nice for our kids
- This will bring tourists
- We need more parks
- We need more playgrounds
- There is nothing for kids to do in PG
- It will encourage kids to be active

#### Yellow

- I like it but something indoors makes more sense for our city
- It will increase taxes
- It would really disrupt this quiet neighbourhood
- There is a senior's work-out site at Masich Park Stadium and I have yet to see anyone use it.
- Can we focus on arts and culture instead?
- Improve LTMP instead – focus on what we have
- Do one or two things really well instead of a whole bunch of things not very good
- Make sure to leave some green behind
- Great idea, concerned about cost and neighbourhood issues

#### Red

- This is the wrong location
- This will be over budget
- Concern about short-term and long-term costs
- Infrastructure repairs should be a priority over any new amenities

## Appendix “B” – Summary of Survey Responses

### Red (cont.)

- It will impact traffic and parking in the area
- Our current parks are not well used
- The equipment we have for seniors now is never used
- This is a want not a need. We need to work on what we already have. Parks and other infrastructure are falling apart.