



Presentation outline

1. Purpose of an annual report
2. Annual report 2021 accomplishments
3. 2021 Financial information



City of **PRINCE GEORGE**

2021 Annual Report for the year ending December 31, 2021.

The Annual Report is prepared by the Communications and Finance Departments of the City of Prince George, in co-operation with other City departments and the City's two controlled entities: the Prince George Public Library and Tourism Prince George.


The annual report is compiled in accordance with Sections 98 and 99 of the Community Charter.

2021 *Highlights*

The year 2021 was arduous in many ways for residents of Prince George and British Columbia. The continuing pandemic, the “heat dome,” wide-spread forest fires, the discovery of unmarked graves at a former Kamloops residential school, catastrophic flooding, and periods of extreme cold were all high-profile events in 2021.



SUSTAINABILITY PILLARS

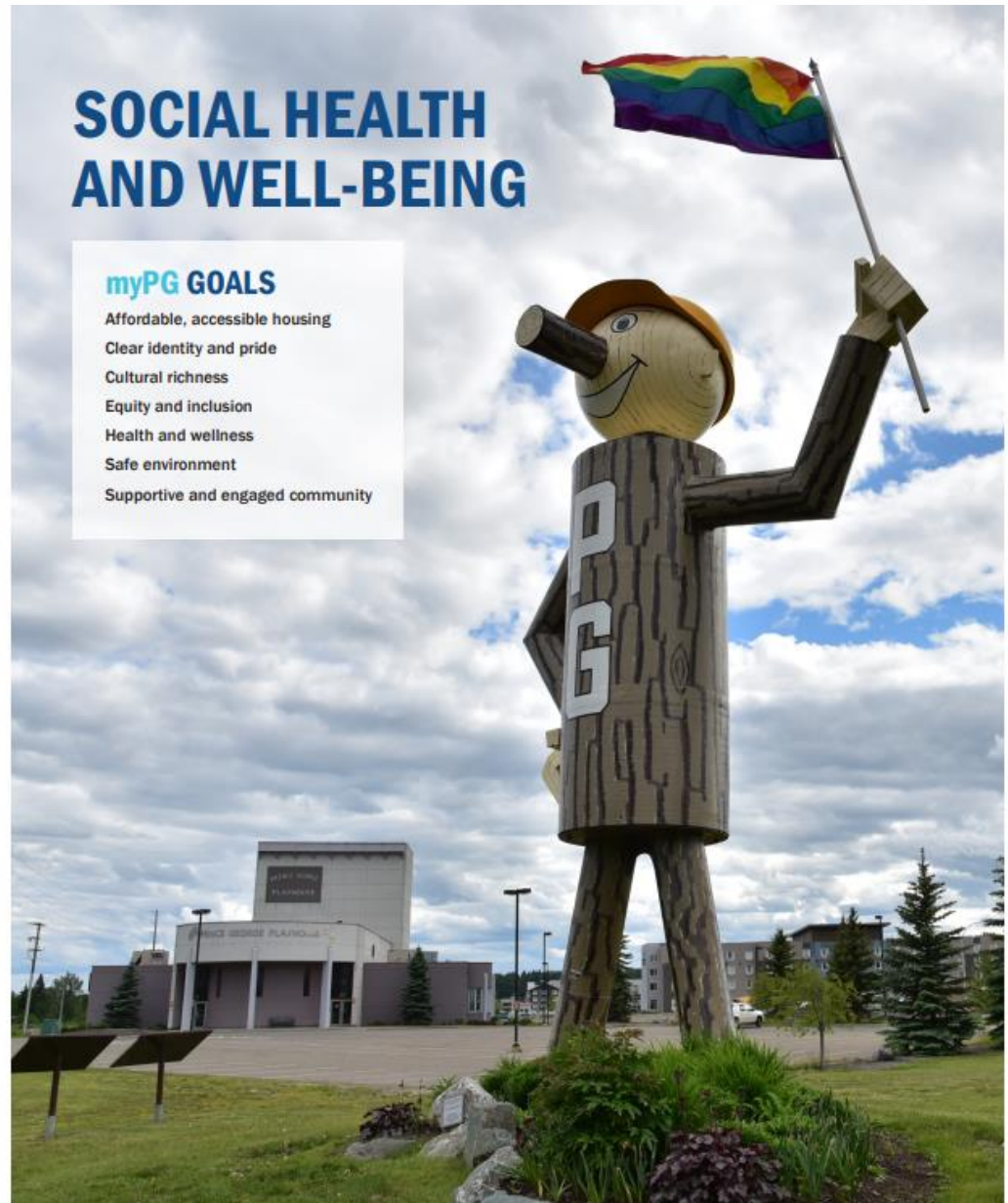


2021 highlights

SOCIAL HEALTH AND WELL-BEING

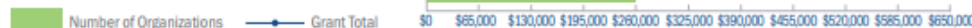
myPG GOALS

- Affordable, accessible housing
- Clear identity and pride
- Cultural richness
- Equity and inclusion
- Health and wellness
- Safe environment
- Supportive and engaged community



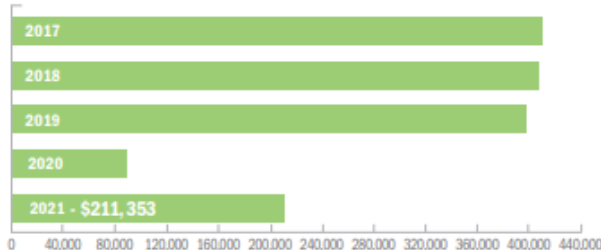
SUPPORTING COMMUNITY GROUPS

In 2021, COVID-19 continued to limit the number of community gatherings. While some groups pivoted and modified their offerings, many groups could not adjust and did not ask for pre-COVID levels of funding. Funding was available through the myPG Community grant and the Celebrate grant, but the MeetingsPG, SportPG (Tournaments), and Enhancement grants were not available.

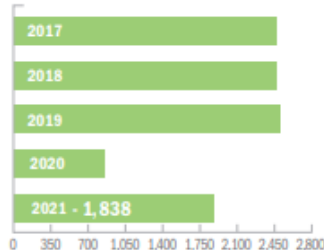


ENCOURAGING AND ENABLING PHYSICAL ACTIVITY

VISITS TO THE AQUATIC CENTRE AND FOUR SEASONS POOL



PARTICIPATION IN THE LEISURE ACCESS PROGRAM



The goal of the Leisure Access Program is to improve quality of life and decrease the level of inactivity for low-income households through access to publicly funded leisure services. The City receives applications from clients and referral agencies.

In 2021, local residents on the Leisure Access Program visited Prince George's pools 974 times.

COMMUNITY ARENAS

315,000

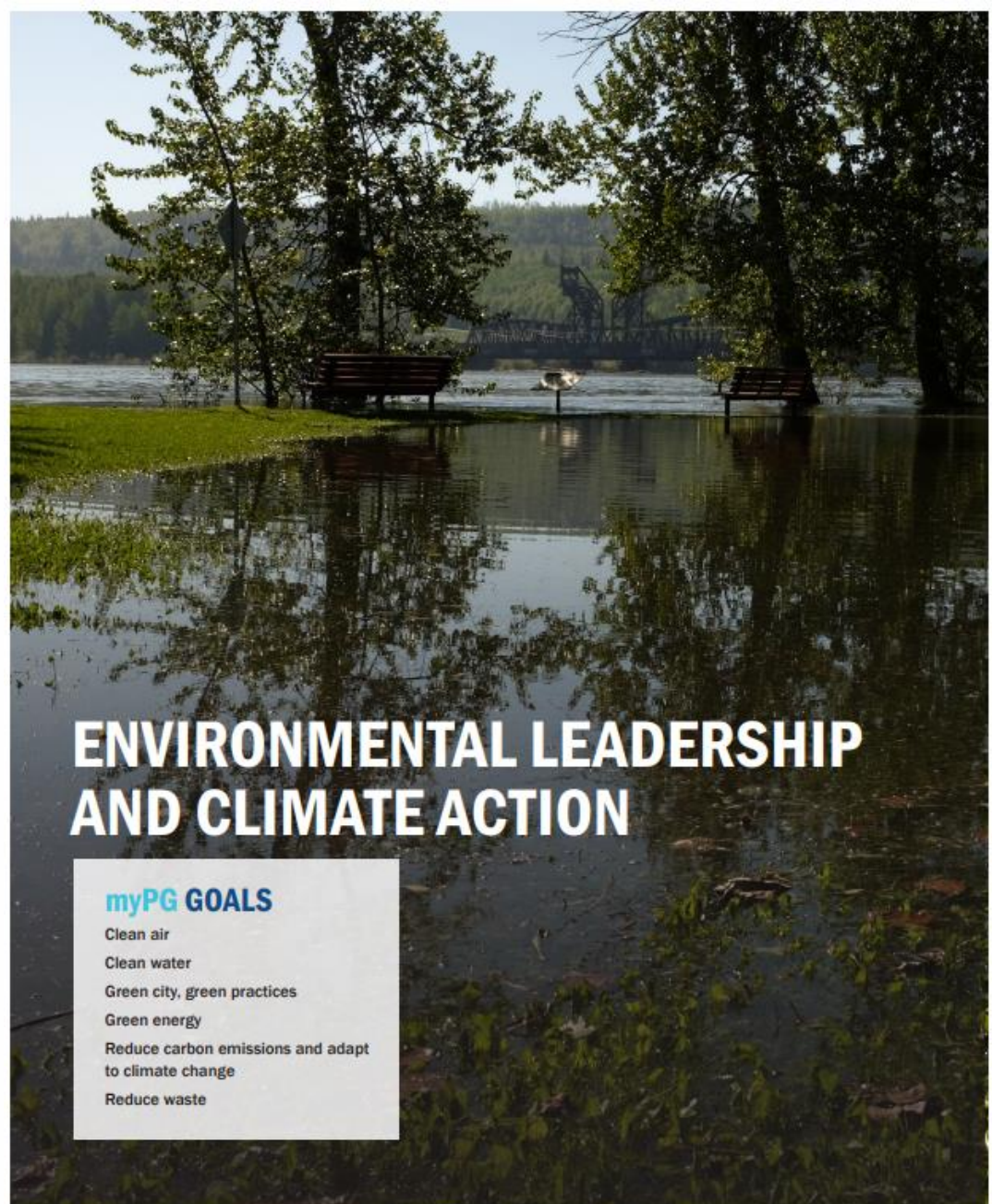
estimated users/visits in 2021

FYI, this number continues to reflect another "COVID year". In a 'normal' year complete with full concerts, events, and tournaments, we estimate about 1 million visitors!

Significant projects

- Integrated housing and healthcare project
- Completion of Ron Brent Park with amenities focused on seniors health
- Wilson park trail improvements
- Support for Northern Health vaccine program

2021 highlights





Significant projects

- Completed a Climate Forward Implementation Strategy that incorporates climate change mitigation and adaptation objectives into a single action plan for 2021-2025.
- Completed an inventory of natural assets (such as aquifers, forests, and watersheds)
- Completed an Integrated Stormwater Management Plan



Trails
106km

Sidewalks
197km

Cycling Routes
including bike lanes and trail
562.1km

64% of Prince George is
covered with trees

2021 highlights

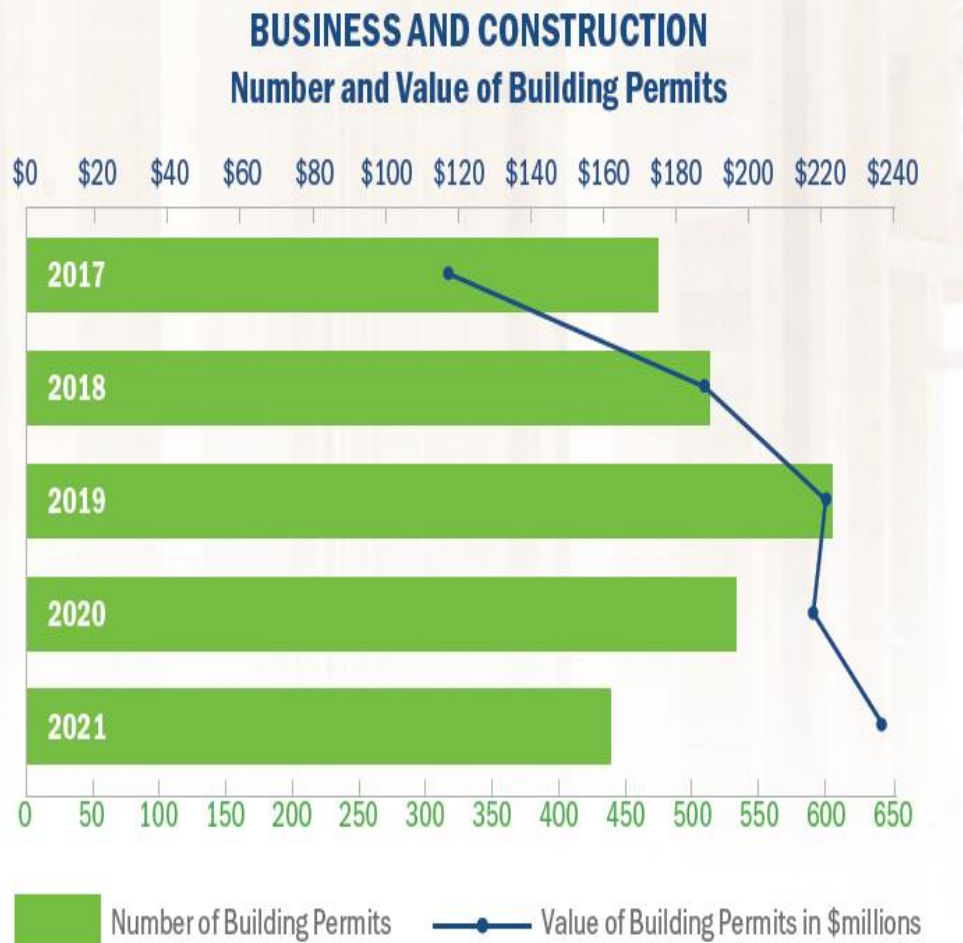
ECONOMIC GROWTH AND DEVELOPMENT

myPG GOALS

Diversified and vibrant economy
Employment diversity and accessibility
International connections
Sustainable business



Significant projects



- Continued to implement the 2020 – 2025 Economic Development Strategy by completing a forestry cluster development strategy and a business retention and expansion study for the local manufacturing sector.
- Worked with BC Games to establish the BC Summer Games Board
- Worked with Curling Canada and Tourism PG to host 2022 World Women's Curling Championship

2021 highlights

CITY GOVERNMENT AND INFRASTRUCTURE

myPG GOALS

- Sustainable infrastructure
- Sustainable fiscal management
- Organizational excellence
- Healthy workplace
- Effective governance





Significant projects

- Downtown pool construction
- Chief Lake Watermain Phase 1
- Irwin Watermain
- 7th Avenue Watermain
- Upper Patricia Watermain
- WWTC Electrical Upgrade
- PW602 Electrical Upgrade
- Major Valve Replacement

Our INFRASTRUCTURE STORY

Approximate replacement
value of civic infrastructure

\$3.71 billion

Underground infrastructure
water pipes

810km

51

City-owned buildings
totalling

155,000m²

Sanitary sewer pipes

699km

Downtown Renewable
Energy System

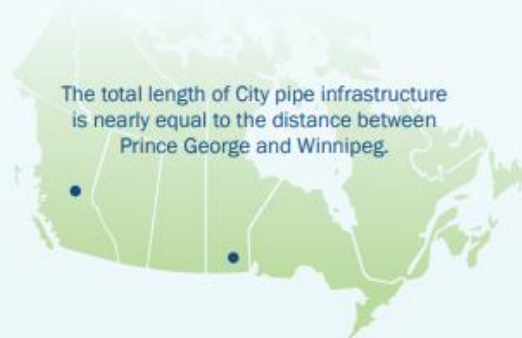
6km

of supply and return pipe
connecting Lakeland Mills with

11

downtown buildings

The total length of City pipe infrastructure
is nearly equal to the distance between
Prince George and Winnipeg.



ROADS

ROAD REHABILITATION




1,561

Road lane kilometres
(1,299km paved and 246km gravel)

4,712 – 4,728

Street lights



FINANCIAL INFORMATION

Report from the Financial Officer	45
-----------------------------------	----

Consolidated Financial Statements	59
-----------------------------------	----

Supplementary Financial Information	81
-------------------------------------	----

Financial information

- Report from the Financial Officer
- Consolidated Financial Statements
- Tax Exemptions
 - Revitalization tax exemptions
 - Permissive tax exemptions



QUESTIONS?